



**US #2 Yellow Corn - dollars/bushel**

	Cash Bids	Chg	Basis	Avg:
Iowa-Eastern:	3.5025 - 3.6125	↑	-29H to -18H	-23.50
Iowa-Western:	3.2425 - 3.6125	↑	-55H to -18H	-36.50
Illinois:	3.5225 - 3.7125	↓	-27H to -8H	-17.50
Indiana:	3.6325 - 3.7725	↑	-16H to -2H	-9.00
Ohio:	3.6425 - 3.7425	↑	-15H to -5H	-10.00
Michigan:	3.5425 - 3.8325	↑	-25H to 4H	-10.50
Kansas:	3.7225 - 4.0425	↑	-7H to 25H	9.00
Minnesota:	3.3425 - 3.5125	↑	-45H to -28H	-36.50
Nebraska:	3.2425 - 3.6125	↑	-55H to -18H	-36.50
Wisconsin:	3.3525 - 3.5225	↑	-44H to -27H	-35.50
South Dakota:	3.2625 - 3.4725	↑	-53H to -32H	-42.50
Missouri:	3.5725 - 3.7125	↑	-22H to -8H	-15.00

**Distillers Grain - dollars/ton**

	Dried 10%	Chg	Avg:	Modified 50-55%	Chg	Avg:	Wet 65-70%	Chg	Avg:
Iowa-Eastern:	140.00 - 155.00	↔	147.50	77.00 - 80.00	↔	78.50	NA	NA	NA
Iowa-Western:	145.00 - 175.00	↔	160.00	50.00 - 75.00	↔	62.50	50.00 - 54.00	↔	52.00
Illinois:	140.00 - 160.00	↔	150.00	NA	NA	NA	40.00 - 58.00	↔	49.00
Indiana:	140.00 - 160.00	↔	150.00	75.00	↔	75.00	NA	NA	NA
Ohio:	150.00 - 157.00	↔	153.50	NA	NA	NA	NA	NA	NA
Michigan:	125.00 - 150.00	↔	137.50	60.00	↔	60.00	45.00	↔	45.00
Kansas:	170.00 - 195.00	↔	182.50	NA	NA	NA	55.00 - 70.00	↔	62.50
Minnesota:	150.00 - 170.00	↔	160.00	80.00	↔	80.00	60.00	↔	60.00
Nebraska:	135.00 - 167.00	↓	151.00	55.00 - 88.00	↓	71.50	50.00 - 56.00	↑	53.00
Wisconsin:	140.00 - 150.00	↔	145.00	68.00 - 75.00	↔	71.50	51.00	↔	51.00
South Dakota:	147.00 - 165.00	↔	156.00	65.00 - 84.00	↔	74.50	62.00	↔	62.00
Missouri:	170.00 - 185.00	↔	177.50	88.00	↔	88.00	62.00 - 65.00	↔	63.50

**Sorghum - dollars/bushel**

	Cash Bids	Chg	Basis	Avg:
Kansas:	3.3425 - 3.6925	↑	-45H to -10H	-27.50
Missouri:	NA	NA	NA	NA

**Daily Market Review**

Corn prices continued to edge higher. Distillers prices are mostly steady.

**Corn Oil - cents/pound**

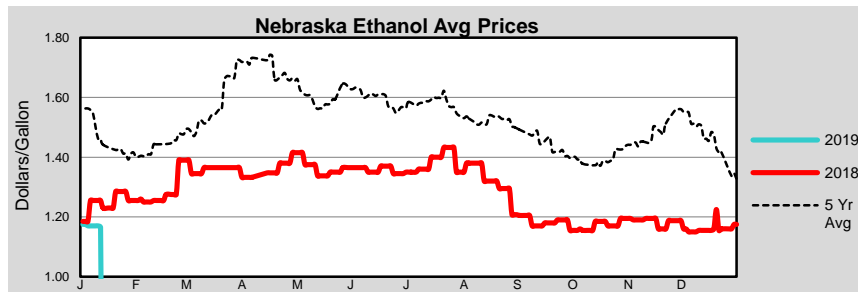
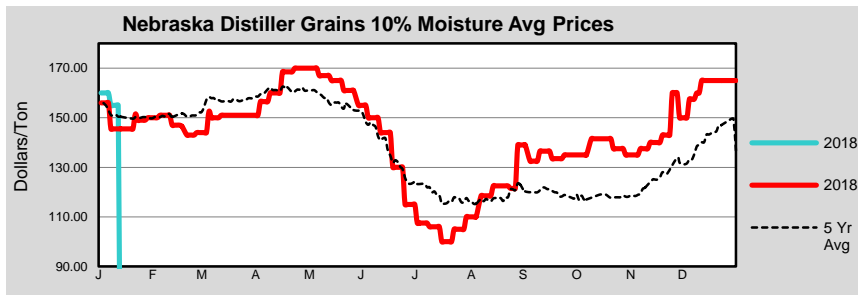
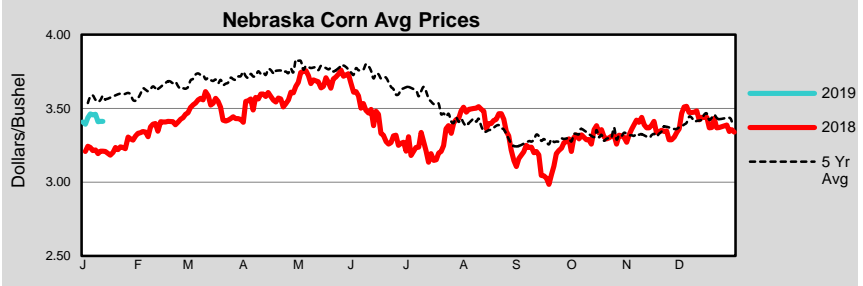
W/E 1/11/19	Range	Chg:	Avg:
Iowa:	24.00 - 26.25	↓	25.13
Eastern Cornbelt:	23.50 - 27.00	↓	25.25
Nebraska:	26.00 - 27.00	↔	26.50
South Dakota:	25.00 - 26.00	↑	25.50

**Ethanol - dollars/gallon**

W/E 1/11/19	Range	Chg:	Avg:
Iowa:	1.12 - 1.20	↓	1.16
Eastern Cornbelt:	1.26 - 1.26	↔	1.26
Kansas:	1.12 - 1.19	↓	1.16
Minnesota:	1.14 - 1.14	↓	1.14
Nebraska:	1.12 - 1.21	↓	1.17
Wisconsin:	NA	NA	NA
South Dakota:	1.13 - 1.13	NA	1.13

**Daily Nearby Futures**

	Today	Yesterday	Last year
<b>CME group</b>			
Corn (\$/bu)	3.7925	3.7825	Holiday
Ethanol (\$/gal)	1.2900	1.2870	Holiday
<b>NYMEX:</b>			
RBOB Gasoline (\$/gal)	1.3870	1.4007	Holiday
Natural Gas (mmBtu)	3.4880	3.0990	Holiday



**BIO-ENERGY REPORT NOTES**

Yellow corn : US #2 spot bids at ethanol plants reported as \$/per bushel

Distiller grains: Spot bids FOB the ethanol plant reported as \$/per ton. Protein content 28-30% for most distiller grains on a dry matter basis.

Ethanol: Spot bids FOB the ethanol plant reported as \$/gallon.

Distiller corn oil: Spot bids FOB the ethanol plant reported as ¢/lb. Distiller corn oil is intended for animal feed or biofuel and is not Generally Regarded

As Safe (GRAS) for human consumption. It may also be referred to as inedible crude corn oil or crude corn oil.

Chicago Board of Trade month symbols: F January, G February, H March, J April, K May, M June, N July, Q August, U September, V October, X November, Z December