



US #2 Yellow Corn - dollars/bushel

	Cash Bids	Chg	Basis	Avg:
Iowa-Eastern:	3.5200 - 3.6400	↓	-30H to -18H	-24.00
Iowa-Western:	3.2700 - 3.6400	↓	-55H to -18H	-36.50
Illinois:	3.5500 - 3.7700	↓	-27H to -5H	-16.00
Indiana:	3.6700 - 3.8000	↓	-15H to -2H	-8.50
Ohio:	3.6700 - 3.7700	↓	-15H to -5H	-10.00
Michigan:	3.5700 - 3.8200	↓	-25H to OptH	-12.50
Kansas:	3.7500 - 4.1200	↓	-7H to 30H	11.50
Minnesota:	3.3700 - 3.5400	↓	-45H to -28H	-36.50
Nebraska:	3.2700 - 3.6400	↓	-55H to -18H	-36.50
Wisconsin:	3.3700 - 3.5500	↓	-45H to -27H	-36.00
South Dakota:	3.2800 - 3.5000	↓	-54H to -32H	-43.00
Missouri:	3.5700 - 3.7700	↓	-25H to -5H	-15.00

Distillers Grain - dollars/ton

	Dried 10%	Chg	Avg:	Modified 50-55%	Chg	Avg:	Wet 65-70%	Chg	Avg:
Iowa-Eastern:	160.00 - 175.00	↓	167.50	77.00 - 80.00	↓	78.50	NA	NA	NA
Iowa-Western:	152.00 - 175.00	↓	163.50	65.00 - 80.00	↓	72.50	50.00 - 56.00	↓	53.00
Illinois:	140.00 - 180.00	↓	160.00	NA	NA	NA	40.00 - 58.00	↑	49.00
Indiana:	130.00 - 160.00	↓	145.00	75.00	↓	75.00	NA	NA	NA
Ohio:	143.00 - 157.00	↑	150.00	NA	NA	NA	NA	NA	NA
Michigan:	125.00 - 150.00	↓	137.50	60.00	↓	60.00	45.00	↓	45.00
Kansas:	170.00 - 195.00	↓	182.50	NA	NA	NA	55.00 - 70.00	↓	62.50
Minnesota:	160.00 - 170.00	↓	165.00	80.00	↓	80.00	60.00	↓	60.00
Nebraska:	130.00 - 180.00	↓	155.00	55.00 - 92.00	↓	73.50	51.00 - 55.00	↓	53.00
Wisconsin:	140.00 - 150.00	↓	145.00	68.00 - 75.00	↓	71.50	51.00	↓	51.00
South Dakota:	147.00 - 165.00	↓	156.00	65.00 - 84.00	↑	74.50	62.00	↓	62.00
Missouri:	170.00 - 185.00	↓	177.50	88.00	↓	88.00	62.00 - 65.00	↓	63.50

Sorghum - dollars/bushel

	Cash Bids	Chg	Basis	Avg:
Kansas:	3.3700 - 3.7200	↓	-45H to -10H	-27.50
Missouri:	NA	NA	NA	NA

Corn Oil - cents/pound

W/E 1/04/19	Range	Chg:	Avg:
Iowa:	25.00 - 27.00	↑	26.00
Eastern Cornbelt:	25.00 - 26.50	↓	25.75
Nebraska:	26.00 - 27.00	↑	26.50
South Dakota:	24.00 - 25.00	↓	24.50

Ethanol - dollars/gallon

W/E 1/04/19	Range	Chg:	Avg:
Iowa:	1.15 - 1.25	↑	1.20
Eastern Cornbelt:	1.24 - 1.28	↑	1.26
Kansas:	1.15 - 1.21	↑	1.18
Minnesota:	1.18 - 1.18	↑	1.18
Nebraska:	1.13 - 1.21	↓	1.17
Wisconsin:	NA	NA	NA
South Dakota:	NA	NA	NA

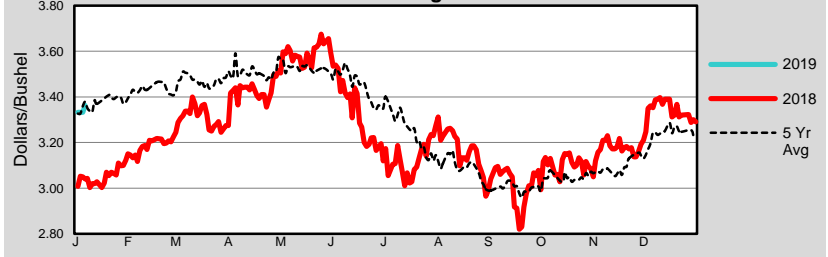
Daily Nearby Futures

	Today	Yesterday	Last year
CME group			
Corn (\$/bu)	3.8200	3.8225	3.4900
Ethanol (\$/gal)	1.2780	1.2840	1.3260
NYMEX:			
RBOB Gasoline (\$/gal)	1.3540	1.3408	1.8362
Natural Gas (mmBtu)	2.9860	2.9440	2.9230

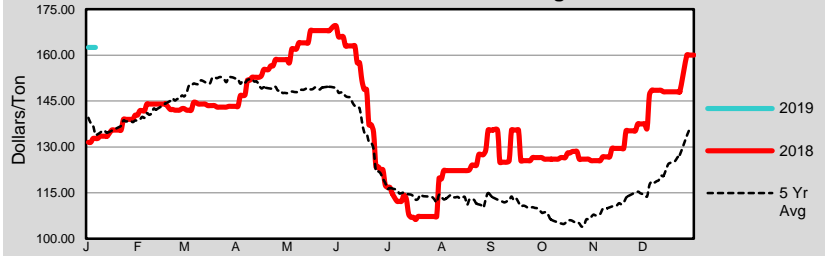
Daily Market Review

The slightly lower price in corn transferred over to more regular trading hours as corn continued to demonstrate some weakness. Domestic distillers demand continues to be strong, supporting that alternative feed market.

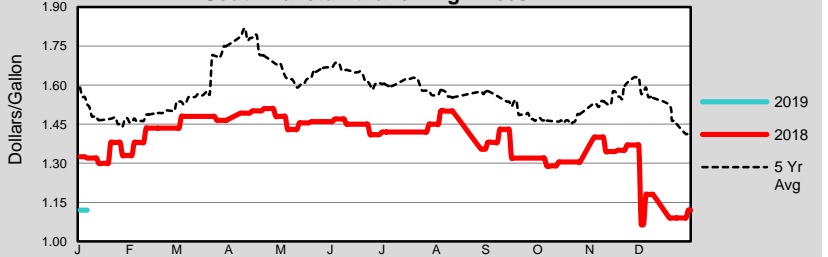
South Dakota Corn Avg Prices



South Dakota Distiller Grains 10% Moisture Avg Prices



South Dakota Ethanol Avg Prices



BIO-ENERGY REPORT NOTES

Yellow corn : US #2 spot bids at ethanol plants reported as \$/per bushel

Distiller grains: Spot bids FOB the ethanol plant reported as \$/per ton. Protein content 28-30% for most distiller grains on a dry matter basis.

Ethanol: Spot bids FOB the ethanol plant reported as \$/gallon.

Distiller corn oil: Spot bids FOB the ethanol plant reported as ¢/lb. Distiller corn oil is intended for animal feed or biofuel and is not Generally Regarded

As Safe (GRAS) for human consumption. It may also be referred to as inedible crude corn oil or crude corn oil.

Chicago Board of Trade month symbols: F January, G February, H March, J April, K May, M June, N July, Q August, U September, V October, X November, Z December