



**US #2 Yellow Corn - dollars/bushel**

	Cash Bids	Chg	Basis	Avg:
Iowa-Eastern:	3.4675 - 3.6475	↓	-30H to -12H	-21.00
Iowa-Western:	3.3675 - 3.5875	↑	-40H to -18H	-29.00
Illinois:	3.5275 - 3.8475	↑	-24H to 8H	-8.00
Indiana:	3.6375 - 3.7375	↓	-13H to -3H	-8.00
Ohio:	3.6675 - 3.7175	↔	-10H to -5H	-7.50
Michigan:	3.5175 - 3.7675	↑	-25H to OptH	-12.50
Kansas:	3.6775 - 4.0675	↑	-9H to 30H	10.50
Minnesota:	3.2775 - 3.5275	↓	-49H to -24H	-36.50
Nebraska:	3.1375 - 3.6475	↓	-63H to -12H	-37.50
Wisconsin:	3.3075 - 3.4975	↑	-46H to -27H	-36.50
South Dakota:	3.2775 - 3.4475	↑	-49H to -32H	-40.50
Missouri:	3.5175 - 3.7175	↓	-25H to -5H	-15.00

**Distillers Grain - dollars/ton**

	Dried 10%	Chg	Avg:	Modified 50-55%	Chg	Avg:	Wet 65-70%	Chg	Avg:
Iowa-Eastern:	165.00 - 180.00	↔	172.50	70.00 - 80.00	↔	75.00	NA	NA	NA
Iowa-Western:	156.00 - 180.00	↔	168.00	55.00 - 87.00	↔	71.00	50.00 - 56.00	↔	53.00
Illinois:	140.00 - 185.00	↔	162.50	NA	NA	NA	40.00 - 55.00	↔	47.50
Indiana:	130.00 - 170.00	↔	150.00	75.00	↔	75.00	NA	NA	NA
Ohio:	143.00 - 155.00	↔	149.00	NA	NA	NA	NA	NA	NA
Michigan:	135.00 - 160.00	↔	147.50	68.00 - 75.00	↔	71.50	45.00	↔	45.00
Kansas:	170.00 - 195.00	↔	182.50	NA	NA	NA	55.00 - 70.00	↔	62.50
Minnesota:	160.00 - 170.00	↔	165.00	80.00	↔	80.00	60.00	↔	60.00
Nebraska:	130.00 - 190.00	↔	160.00	55.00 - 96.00	↔	75.50	51.00 - 55.00	↔	53.00
Wisconsin:	140.00 - 150.00	↔	145.00	68.00 - 75.00	↔	71.50	53.00	↔	53.00
South Dakota:	155.00 - 170.00	↔	162.50	56.00 - 82.00	↔	69.00	62.00	↔	62.00
Missouri:	180.00 - 185.00	↔	182.50	90.00	↔	90.00	62.00 - 65.00	↔	63.50

**Sorghum - dollars/bushel**

	Cash Bids	Chg	Basis	Avg:
Kansas:	3.3175 - 3.6675	↓	-45H to -10H	-27.50
Missouri:	NA	NA	NA	NA

**Corn Oil - cents/pound**

W/E 12/28/18	Range	Chg:	Avg:
Iowa:	24.50 - 27.00	↔	25.75
Eastern Cornbelt:	24.50 - 27.00	↔	25.75
Nebraska:	24.50 - 27.50	↔	26.00
South Dakota:	23.50 - 26.00	↓	24.75

**Ethanol - dollars/gallon**

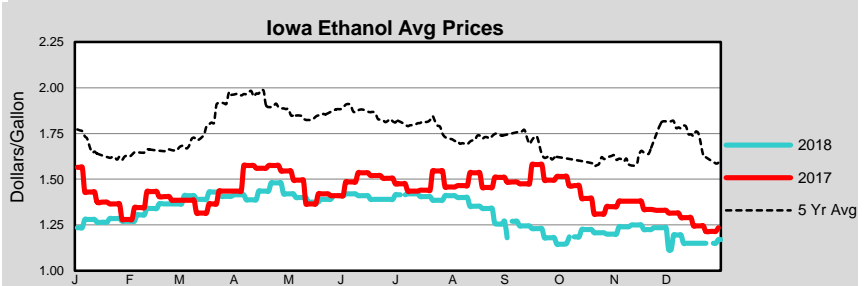
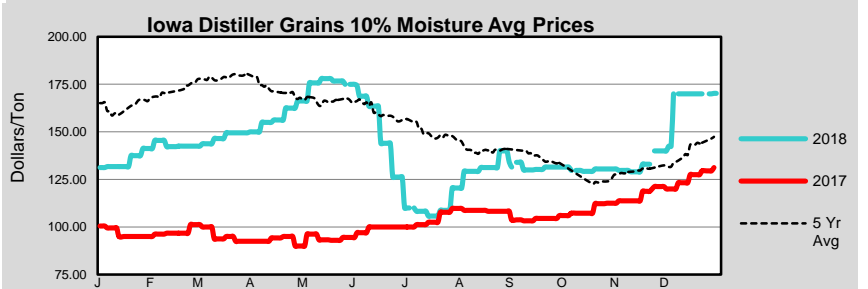
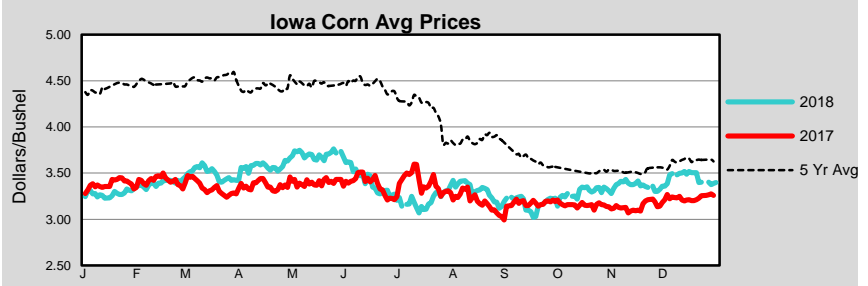
W/E 12/28/18	Range	Chg:	Avg:
Iowa:	1.12 - 1.22	↑	1.17
Eastern Cornbelt:	1.18 - 1.26	↔	1.22
Kansas:	1.13 - 1.19	↑	1.16
Minnesota:	1.16 - 1.18	↑	1.17
Nebraska:	1.13 - 1.22	↑	1.18
Wisconsin:	NA	NA	NA
South Dakota:	1.12 - 1.12	↑	1.12

**Daily Nearby Futures**

	Today	Yesterday	Last year
<b>CME group</b>			
Corn (\$/bu)	3.7675	3.7575	3.5100
Ethanol (\$/gal)	1.2830	1.2760	1.3220
<b>NYMEX:</b>			
RBOB Gasoline (\$/gal)	1.3303	1.3256	1.8067
Natural Gas (mmBtu)	2.9010	2.9580	2.8800

**Daily Market Review**

Corn basis were stronger this morning, allowing spot corn prices to move higher. Ending stocks of corn are estimated 656 million bu less than last year at 1.781 billion bu.



**BIO-ENERGY REPORT NOTES**

Yellow corn : US #2 spot bids at ethanol plants reported as \$/per bushel  
 Distiller grains: Spot bids FOB the ethanol plant reported as \$/per ton. Protein content 28-30% for most distiller grains on a dry matter basis.  
 Ethanol: Spot bids FOB the ethanol plant reported as \$/gallon.  
 Distiller corn oil: Spot bids FOB the ethanol plant reported as ¢/lb. Distiller corn oil is intended for animal feed or biofuel and is not Generally Regarded As Safe (GRAS) for human consumption. It may also be referred to as inedible crude corn oil or crude corn oil.  
 Chicago Board of Trade month symbols: F January, G February, H March, J April, K May, M June, N July, Q August, U September, V October, X November, Z December