



US #2 Yellow Corn - dollars/bushel

	Cash Bids	Chg	Basis	Avg:
Iowa-Eastern:	5.1425 - 5.6925	↓	-15Z to 40Z	19.58
Iowa-Western:	5.1125 - 5.8425	↓	-18Z to 55Z	7.96
Illinois:	5.0425 - 5.2925	↑	-25Z to OptZ	-11.43
Indiana:	5.0425 - 5.6425	↑	-25Z to 35Z	-1.20
Ohio:	5.0925 - 5.6425	↑	-20Z to 35Z	8.33
Michigan:	4.9425 - 5.4925	↓	-35Z to 20Z	-15.00
Kansas:	5.2925 - 5.5425	↑	OptZ to 25Z	8.33
Minnesota:	5.2925 - 5.8425	↑	OptZ to 55Z	19.00
Nebraska:	5.0925 - 6.2925	↑	-20Z to 100Z	21.93
Wisconsin:	5.1925 - 5.7125	↑	-10Z to 42Z	12.40
South Dakota:	5.1425 - 5.7425	↓	-15Z to 45Z	13.46
Missouri:	5.0425 - 5.2425	↑	-25Z to -5Z	-16.75

Distillers Grain - dollars/ton - week ending 09/24/2021

	Dried 10%	Chg	Avg:	Modified 50-55%	Chg	Avg:	Wet 65-70%	Chg	Avg:
Iowa:	180.00 - 185.00	↓	185.00	90.00	↔	90.00	NA	NA	NA
Eastern Cornbelt:	185.00 - 210.00	↓	194.50	85.00 - 105.00	↔	95.00	60.00 - 70.00	↑	65.00
Nebraska:	190.00 - 200.00	↔	195.00	NA	NA	NA	25.00	↓	25.00
South Dakota:	150.00 - 195.00	↓	177.25	NA	NA	NA	NA	NA	NA
Missouri:	156.00 - 193.00	↓	184.86	NA	NA	NA	NA	NA	NA
Illinois:	180.00 - 200.00	↓	189.50	NA	NA	NA	NA	NA	NA
Indiana:	200.00 - 240.00	↓	225.00	NA	NA	NA	75.00 - 95.00	↔	85.83
Ohio:	175.00 - 200.00	↑	191.80	90.00	↔	90.00	50.00	↔	50.00
Michigan:	185.00 - 215.00	↓	201.17	90.00 - 105.00	↑	96.20	60.00 - 77.00	↓	66.50
Wisconsin:	180.00 - 190.00	↓	185.50	83.00	↓	83.00	58.00	↔	58.00
Minnesota:	182.00 - 208.00	↓	198.50	95.00 - 103.00	↓	100.33	65.00	↔	65.00
Kansas:	205.00 - 215.00	↓	209.00	103.00	↓	103.00	69.00 - 75.00	↓	73.00

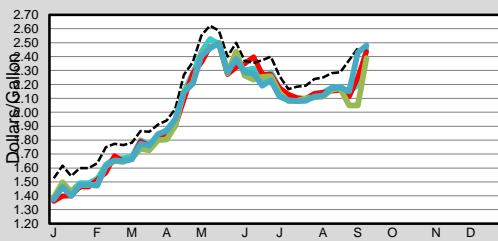
Sorghum - dollars/bushel

	Cash Bids	Chg	Basis	Avg:
Kansas:	NA	NA	NA	NA
Missouri:	NA	NA	NA	NA

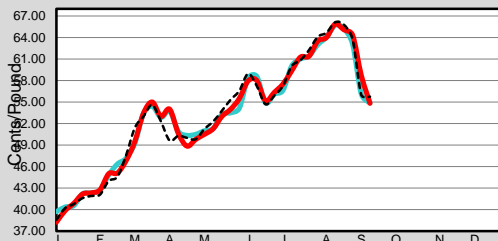
Corn Oil - cents/pound - week ending 09/24/2021

	Range	Chg	Avg:
Iowa:	50.00 - 60.00	↔	55.56
Eastern Cornbelt:	52.00 - 56.00	↓	54.75
Nebraska:	55.00 - 57.00	↑	55.50
South Dakota:	52.50 - 56.00	↓	54.79

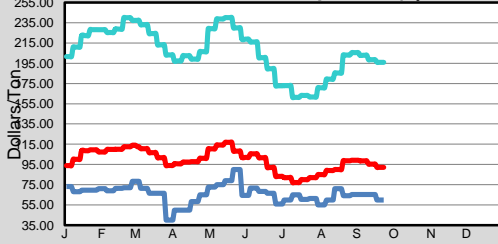
Weekly Ethanol Prices (1)



Weekly Corn Oil Prices (1)



Iowa - DDGS Comparison (2)



(1) — IA — NE --- ECB — SD — KS
 (2) — Dried — Modified — Wet

Ethanol - dollars/gallon - week ending 09/24/2021

Iowa:	2.25 - 2.50	↓	2.36
Eastern Cornbelt:	2.25 - 2.42	↓	2.33
Kansas:	2.38 - 2.38	↓	2.38
Minnesota:	2.31 - 2.31	↓	2.31
Nebraska:	2.21 - 2.33	↓	2.27
Wisconsin:	NA	NA	NA
South Dakota:	2.30 - 2.30	↓	2.30

Delivered Distillers - dollars/ton - week ending 09/24/2021

CIF NOLA:	213.00 - 240.00	↑
Pacific Northwest:	264.00 - 264.00	↑
California:	265.00 - 265.00	↑
Texas border:	290.00 - 290.00	NA
Lethbridge AB:	250.00 - 250.00	NA
Chicago:	212.00 - 215.00	↓

B100 - dollars/gallon - week ending 09/24/2021

Iowa:	4.78 - 4.78	↑
IL/IN/OH:	NA	NA

Daily Nearby Futures

	Today	Yesterday	Last year
CME group			
Corn (\$/bu)	5.2550	5.2925	3.6525
Ethanol (\$/gal)	2.2070	2.2070	1.3100
NYMEX:			
RBOB Gasoline (\$/gal)	2.1645	2.1715	1.2142
Natural Gas (mmBtu)	5.0410	4.9760	2.1390

BIO-ENERGY REPORT NOTES

Yellow corn : US #2 daily spot bids at ethanol plants reported as \$/per bushel.

Ethanol: Weekly spot bids FOB the ethanol plant reported as \$/gallon.

Distiller grains: Weekly spot bids FOB the ethanol plant reported as \$/per ton. Protein content 28-30% for most distiller grains on a dry matter basis.

Distiller corn oil: Weekly Spot bids FOB the ethanol plant reported as ¢/lb. Distiller corn oil is intended for animal feed or biofuel and is not Generally Regarded As Safe (GRAS) for human consumption. It may also be referred to as inedible crude corn oil or crude corn oil.

B100: Weekly spot bids FOB the plant reported as \$/gallon. RIN value not included in price

Delivered Distillers: Weekly spot bids FOB the export point reported in \$/ton, except for Texas Border expressed in \$/metric ton.

Chicago Board of Trade month symbols: F January, G February, H March, J April, K May, M June, N July, Q August, U September, V October, X November, Z December