



**US #2 Yellow Corn - dollars/bushel**

|                      | Cash Bids       | Chg | Basis        | Avg:   |
|----------------------|-----------------|-----|--------------|--------|
| <b>Iowa-Eastern:</b> | 6.2425 - 6.7925 | ↑   | 75U to 130U  | 92.50  |
| <b>Iowa-Western:</b> | 6.0925 - 6.4625 | ↑   | 60U to 97U   | 78.18  |
| <b>Illinois:</b>     | 5.4925 - 6.6425 | ↑   | OptU to 115U | 84.83  |
| <b>Indiana:</b>      | 6.1425 - 6.8425 | ↑   | 65U to 135U  | 109.44 |
| <b>Ohio:</b>         | 6.3925 - 6.6925 | ↑   | 90U to 120U  | 101.67 |
| <b>Michigan:</b>     | 6.3425 - 6.7900 | ↑   | 85U to 130Z  | 110.00 |
| <b>Kansas:</b>       | 6.1925 - 6.3925 | ↑   | 70U to 90U   | 81.25  |
| <b>Minnesota:</b>    | 5.6925 - 6.2425 | ↑   | 20U to 75U   | 59.29  |
| <b>Nebraska:</b>     | 6.0425 - 6.8925 | ↑   | 55U to 140U  | 77.13  |
| <b>Wisconsin:</b>    | 5.9425 - 6.3525 | ↑   | 45U to 86U   | 64.20  |
| <b>South Dakota:</b> | 6.3425 - 6.6925 | ↑   | 85U to 120U  | 97.15  |
| <b>Missouri:</b>     | 6.2925 - 6.6525 | ↑   | 80U to 116U  | 95.50  |

**Distillers Grain - dollars/ton - week ending 07/23/2021**

|                          | Dried 10%       | Chg | Avg:   | Modified 50-55% | Chg | Avg:   | Wet 65-70%    | Chg | Avg:  |
|--------------------------|-----------------|-----|--------|-----------------|-----|--------|---------------|-----|-------|
| <b>Iowa:</b>             | 155.00          | →   | 155.00 | 80.00           | →   | 80.00  | NA            | NA  | NA    |
| <b>Eastern Cornbelt:</b> | 150.00 - 175.00 | ↓   | 163.57 | 80.00 - 85.00   | ↑   | 82.50  | 55.00 - 68.00 | ↑   | 61.50 |
| <b>Nebraska:</b>         | 189.00 - 195.00 | ↑   | 192.00 | NA              | NA  | NA     | 50.00         | →   | 50.00 |
| <b>South Dakota:</b>     | 175.00 - 178.00 | ↑   | 175.60 | 87.00           | ↑   | 87.00  | NA            | NA  | NA    |
| <b>Missouri:</b>         | 165.00 - 175.00 | ↑   | 172.50 | NA              | NA  | NA     | NA            | NA  | NA    |
| <b>Illinois:</b>         | 175.00 - 180.00 | ↑   | 177.50 | NA              | NA  | NA     | NA            | NA  | NA    |
| <b>Indiana:</b>          | 180.00 - 195.00 | ↑   | 186.00 | NA              | NA  | NA     | 70.00 - 98.00 | →   | 83.33 |
| <b>Ohio:</b>             | 155.00 - 170.00 | ↓   | 163.33 | 80.00           | ↓   | 80.00  | 40.00         | →   | 40.00 |
| <b>Michigan:</b>         | 150.00 - 189.00 | ↑   | 174.67 | 85.00 - 90.00   | ↑   | 88.33  | 52.00 - 85.00 | ↑   | 70.50 |
| <b>Wisconsin:</b>        | 160.00 - 165.00 | ↑   | 161.25 | 73.00           | →   | 73.00  | 52.00         | →   | 52.00 |
| <b>Minnesota:</b>        | 167.00 - 174.00 | ↑   | 171.67 | 87.00 - 90.00   | ↑   | 88.00  | 65.00         | →   | 65.00 |
| <b>Kansas:</b>           | 185.00 - 195.00 | ↑   | 190.00 | 103.00          | ↑   | 103.00 | 57.00 - 70.00 | ↑   | 65.67 |

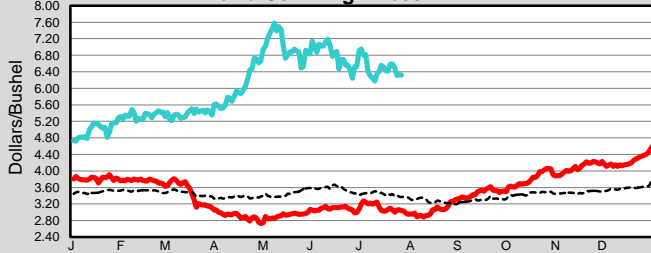
**Sorghum - dollars/bushel**

|                  | Cash Bids | Chg | Basis | Avg: |
|------------------|-----------|-----|-------|------|
| <b>Kansas:</b>   | NA        | NA  | NA    | NA   |
| <b>Missouri:</b> | NA        | NA  | NA    | NA   |

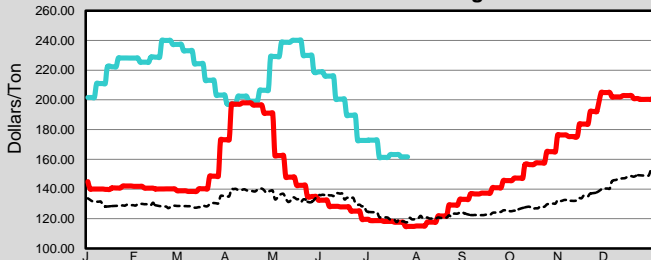
**Corn Oil - cents/pound - week ending 07/23/2021**

|                          | Range         | Chg | Avg:  |
|--------------------------|---------------|-----|-------|
| <b>Iowa:</b>             | 59.00 - 63.00 | →   | 61.00 |
| <b>Eastern Cornbelt:</b> | 54.00 - 64.00 | ↓   | 60.81 |
| <b>Nebraska:</b>         | 60.00 - 62.00 | ↑   | 61.25 |
| <b>South Dakota:</b>     | 59.50 - 61.00 | ↑   | 60.00 |

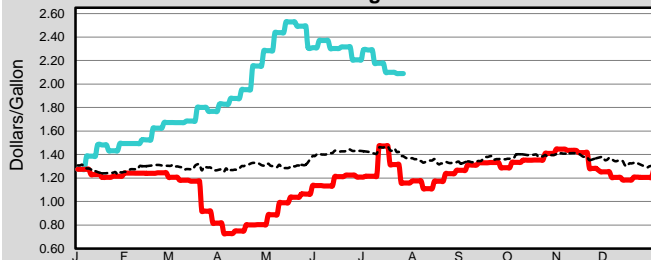
**Iowa Corn Avg Prices**



**Iowa Distiller Grains 10% Moisture Avg Prices**



**Iowa Ethanol Avg Prices**



— 2021 — 2020 - - - - 5 Yr Avg

**Ethanol - dollars/gallon - week ending 07/23/2021**

|                          |             |   |      |
|--------------------------|-------------|---|------|
| <b>Iowa:</b>             | 2.01 - 2.25 | ↓ | 2.09 |
| <b>Eastern Cornbelt:</b> | 2.17 - 2.20 | ↑ | 2.18 |
| <b>Kansas:</b>           | 2.01 - 2.17 | ↓ | 2.08 |
| <b>Minnesota:</b>        | 2.09 - 2.09 | → | 2.09 |
| <b>Nebraska:</b>         | 2.01 - 2.20 | ↓ | 2.10 |
| <b>Wisconsin:</b>        | 2.24 - 2.24 | ↑ | 2.24 |
| <b>South Dakota:</b>     | 2.08 - 2.09 | ↑ | 2.08 |

**Delivered Distillers - dollars/ton - week ending 07/23/2021**

|                           |                 |    |
|---------------------------|-----------------|----|
| <b>CIF NOLA:</b>          | 185.00 - 205.00 | ↑  |
| <b>Pacific Northwest:</b> | 235.00 - 250.00 | ↑  |
| <b>California:</b>        | NA              | NA |
| <b>Texas border:</b>      | NA              | NA |
| <b>Lethbridge AB:</b>     | NA              | NA |
| <b>Chicago:</b>           | 186.00 - 195.00 | ↑  |

**B100 - dollars/gallon - week ending 07/23/2021**

|                  |             |    |
|------------------|-------------|----|
| <b>Iowa:</b>     | 5.89 - 5.89 | ↑  |
| <b>IL/IN/OH:</b> | NA          | NA |

**Daily Nearby Futures**

|                               | <u>Today</u> | <u>Yesterday</u> | <u>Last year</u> |
|-------------------------------|--------------|------------------|------------------|
| <b>CME group</b>              |              |                  |                  |
| <b>Corn (\$/bu)</b>           | 5.5650       | 5.4925           | 3.1575           |
| <b>Ethanol (\$/gal)</b>       | 2.3200       | 2.3200           | 1.1700           |
| <b>NYMEX:</b>                 |              |                  |                  |
| <b>RBOB Gasoline (\$/gal)</b> | 2.3417       | 2.3082           | 1.2204           |
| <b>Natural Gas (mmBtu)</b>    | 4.0190       | 3.9670           | 1.8290           |

**BIO-ENERGY REPORT NOTES**

Yellow corn : US #2 daily spot bids at ethanol plants reported as \$/per bushel.

Ethanol: Weekly spot bids FOB the ethanol plant reported as \$/gallon.

Distiller grains: Weekly spot bids FOB the ethanol plant reported as \$/per ton. Protein content 28-30% for most distiller grains on a dry matter basis.

Distiller corn oil: Weekly Spot bids FOB the ethanol plant reported as ¢/lb. Distiller corn oil is intended for animal feed or biofuel and is not Generally Regarded As Safe (GRAS) for human consumption. It may also be referred to as inedible crude corn oil or crude corn oil.

B100: Weekly spot bids FOB the plant reported as \$/gallon. RIN value not included in price

Delivered Distillers: Weekly spot bids FOB the export point reported in \$/ton, except for Texas Border expressed in \$/metric ton.

Chicago Board of Trade month symbols: F January, G February, H March, J April, K May, M June, N July, Q August, U September, V October, X November, Z December