



US #2 Yellow Corn - dollars/bushel

	Cash Bids	Chg	Basis	Avg:
Iowa-Eastern:	3.6600 - 3.8800	↓	-22Z to OptZ	-11.00
Iowa-Western:	3.6200 - 3.9800	↑	-26Z to 10Z	-8.00
Illinois:	3.7800 - 3.9800	↑	-10Z to 10Z	
Indiana:	3.8800 - 4.3500	↑	OptZ to 47Z	23.50
Ohio:	4.1300 - 4.3800	↑	25Z to 50Z	37.50
Michigan:	3.7300 - 4.2800	↑	-15Z to 40Z	12.50
Kansas:	3.7800 - 4.1300	↑	-10Z to 25Z	7.50
Minnesota:	3.6800 - 3.8400	↑	-20Z to -4Z	-12.00
Nebraska:	3.5000 - 4.0300	↓	-38Z to 15Z	-11.50
Wisconsin:	3.6000 - 3.9300	↑	-28Z to 5Z	-11.50
South Dakota:	3.6800 - 3.9700	↑	-20Z to 9Z	-5.50
Missouri:	3.5300 - 3.9800	↑	-35Z to 10Z	-12.50

Distillers Grain - dollars/ton

	Dried 10%	Chg	Avg:	Modified 50-55%	Chg	Avg:	Wet 65-70%	Chg	Avg:
Iowa-Eastern:	135.00 - 140.00	↓	137.50	70.00	↓	70.00	NA	NA	NA
Iowa-Western:	135.00 - 155.00	↓	145.00	60.00 - 75.00	↓	67.50	50.00 - 55.00	↓	52.50
Illinois:	135.00 - 150.00	↓	142.50	NA	NA	NA	49.00	↓	49.00
Indiana:	125.00 - 150.00	↓	137.50	68.00	↓	68.00	NA	NA	NA
Ohio:	138.00 - 155.00	↓	146.50	NA	NA	NA	NA	NA	NA
Michigan:	135.00 - 150.00	↓	142.50	70.00	↓	70.00	NA	NA	NA
Kansas:	135.00 - 165.00	↓	150.00	NA	NA	NA	35.00 - 60.00	↓	47.50
Minnesota:	130.00 - 140.00	↓	135.00	65.00	↓	65.00	65.00	↓	65.00
Nebraska:	135.00 - 160.00	↓	147.50	65.00 - 78.00	↓	71.50	45.00 - 60.00	↓	52.50
Wisconsin:	130.00 - 140.00	↓	135.00	57.00	↓	57.00	45.00	↓	45.00
South Dakota:	128.00 - 150.00	↓	139.00	55.00 - 74.00	↓	64.50	44.00	↓	44.00
Missouri:	140.00 - 150.00	↓	145.00	75.00	↓	75.00	44.00 - 55.00	↓	49.50

Sorghum - dollars/bushel

	Cash Bids	Chg	Basis	Avg:
Kansas:	3.5800 - 3.6300	↓	-30Z to -25Z	-27.50
Missouri:	NA	NA	NA	NA

Corn Oil - cents/pound

W/E 10/11/2019	Range	Chg:	Avg:
Iowa:	22.00 - 24.00	↓	23.00
Eastern Cornbelt:	23.00 - 24.50	↓	23.75
Nebraska:	22.00 - 23.00	↓	22.50
South Dakota:	22.00 - 23.00	↓	22.50

Ethanol - dollars/gallon

W/E 10/11/2019	Range	Chg:	Avg:
Iowa:	1.44 - 1.60	↑	1.52
Eastern Cornbelt:	1.53 - 1.56	↓	1.55
Kansas:	1.38 - 1.45	↓	1.42
Minnesota:	1.38 - 1.52	↓	1.45
Nebraska:	1.41 - 1.55	↑	1.48
Wisconsin:	1.52 - 1.52	↓	1.52
South Dakota:	1.41 - 1.41	↑	1.41

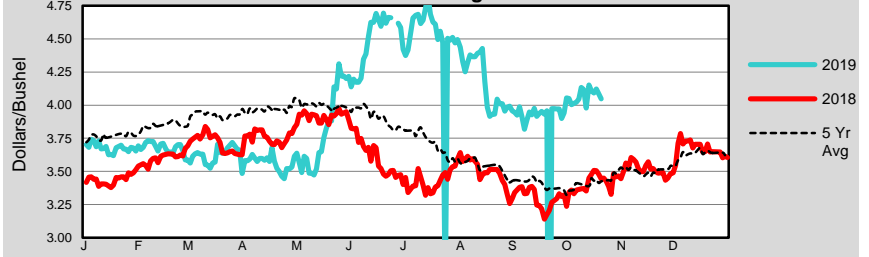
Daily Nearby Futures

	Today	Yesterday	Last year
CME group			
Corn (\$/bu)	3.8575	3.8800	3.5825
Ethanol (\$/gal)	1.4250	1.4210	1.2770
NYMEX:			
RBOB Gasoline (\$/gal)	1.5962	1.6089	1.8223
Natural Gas (mmBtu)	2.2800	2.2720	3.1660

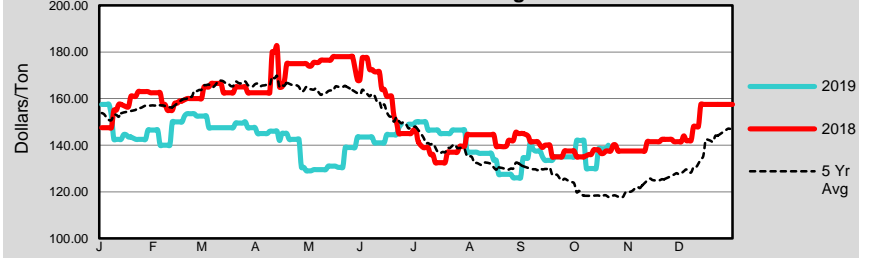
Daily Market Review

Weather conditions may prove detrimental for the next week as colder and wetter weather is forecasted. The harvest pace for this year is the slowest on record since 2009.

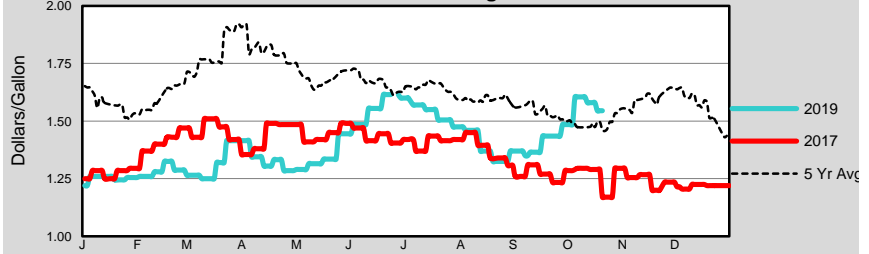
Eastern Cornbelt Corn Avg Prices



ECB Distiller Grains 10% Moisture Avg Prices



Eastern Cornbelt Ethanol Avg Prices



BIO-ENERGY REPORT NOTES

Yellow corn : US #2 spot bids at ethanol plants reported as \$/per bushel

Distiller grains: Spot bids FOB the ethanol plant reported as \$/per ton. Protein content 28-30% for most distiller grains on a dry matter basis.

Ethanol: Spot bids FOB the ethanol plant reported as \$/gallon.

Distiller corn oil: Spot bids FOB the ethanol plant reported as ¢/lb. Distiller corn oil is intended for animal feed or biofuel and is not Generally Regarded

As Safe (GRAS) for human consumption. It may also be referred to as inedible crude corn oil or crude corn oil.

Chicago Board of Trade month symbols: F January, G February, H March, J April, K May, M June, N July, Q August, U September, V October, X November, Z December