



**US #2 Yellow Corn - dollars/bushel**

	Cash Bids	Chg	Basis	Avg:
Iowa-Eastern:	5.7050 - 6.4050	↑	45Z to 115Z	65.83
Iowa-Western:	4.9550 - 5.9625	↓	-30Z to 80U	42.95
Illinois:	5.1550 - 5.9125	↓	-10Z to 75U	41.86
Indiana:	5.1550 - 7.0050	↑	-10Z to 175Z	113.89
Ohio:	5.7625 - 6.9625	↑	60U to 180U	131.67
Michigan:	5.9550 - 6.2050	↓	70Z to 95Z	81.67
Kansas:	5.1625 - 5.7550	↑	OptU to 50Z	30.00
Minnesota:	5.1050 - 5.7550	↓	-15Z to 50Z	18.29
Nebraska:	5.0550 - 6.0050	↓	-20Z to 75Z	36.00
Wisconsin:	5.0325 - 6.0250	↑	-13U to 77Z	40.60
South Dakota:	4.9050 - 6.1550	↓	-35Z to 90Z	55.15
Missouri:	5.0550 - 5.9550	↑	-20Z to 70Z	38.75

**Distillers Grain - dollars/ton - week ending 09/03/2021**

	Dried 10%	Chg	Avg:	Modified 50-55%	Chg	Avg:	Wet 65-70%	Chg	Avg:
Iowa:	195.00	↓	195.00	90.00	↓	90.00	NA	NA	NA
Eastern Cornbelt:	185.00 - 220.00	↓	204.50	90.00 - 110.00	↔	100.00	65.00 - 65.50	↔	65.25
Nebraska:	185.00 - 210.00	↓	198.75	NA	NA	NA	50.00	↔	50.00
South Dakota:	200.00 - 210.00	↑	201.67	NA	NA	NA	NA	NA	NA
Kansas:	195.00 - 207.00	↓	199.83	NA	NA	NA	NA	NA	NA
Minnesota:	200.00 - 205.00	↓	202.50	NA	NA	NA	NA	NA	NA
Wisconsin:	195.00 - 245.00	↑	223.75	NA	NA	NA	75.00 - 95.00	↑	85.33
Illinois:	190.00 - 210.00	↔	201.00	80.00	↔	80.00	50.00	↔	50.00
Michigan:	200.00 - 225.00	↔	210.40	90.00 - 109.00	↑	100.21	65.00 - 72.00	↓	68.00
Ohio:	190.00 - 200.00	↑	192.50	88.00	↔	88.00	60.00	↔	60.00
Missouri:	195.00 - 220.00	↓	208.60	94.00 - 104.00	↓	100.67	65.00	↔	65.00
Other:	215.00 - 240.00	↔	223.75	108.00	↔	108.00	75.00	↔	75.00

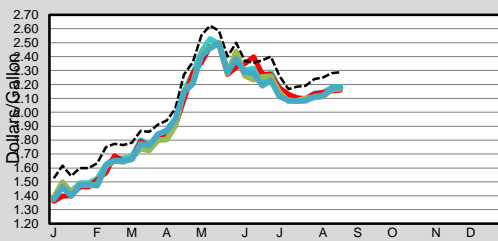
**Sorghum - dollars/bushel**

	Cash Bids	Chg	Basis	Avg:
Kansas:	NA	NA	NA	NA
Missouri:	NA	NA	NA	NA

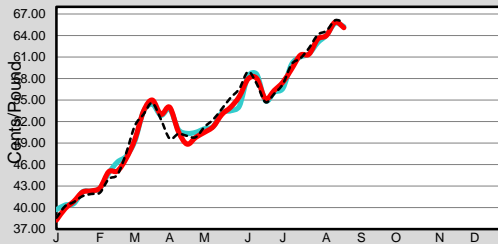
**Corn Oil - cents/pound - week ending 09/03/2021**

	Range	Chg	Avg:
Iowa:	59.00 - 68.00	↓	63.08
Eastern Cornbelt:	62.00 - 66.00	↓	63.75
Nebraska:	63.00 - 65.00	↓	64.33
South Dakota:	64.50	↓	64.50

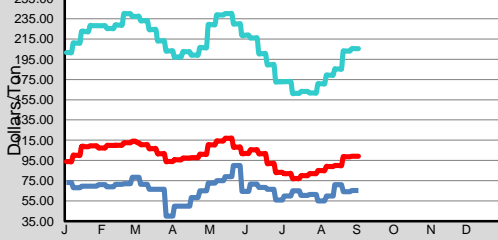
Weekly Ethanol Prices (1)



Weekly Corn Oil Prices (1)



Iowa - DDGS Comparison (2)



(1) — IA — NE --- ECB — SD — KS  
 (2) — Dried — Modified — Wet

**Ethanol - dollars/gallon - week ending 09/03/2021**

Iowa:	2.06	-	2.25	↓	2.14
Eastern Cornbelt:			NA	NA	NA
Kansas:	2.15	-	2.15	↓	2.15
Minnesota:	2.06	-	2.06	↓	2.06
Nebraska:	2.06	-	2.19	↓	2.11
Wisconsin:			NA	NA	NA
South Dakota:	2.05	-	2.05	↓	2.05

**Delivered Distillers - dollars/ton - week ending 09/03/2021**

CIF NOLA:	208.00	-	225.00	↓
Pacific Northwest:	253.00	-	260.00	↓
California:			NA	NA
Texas border:			NA	NA
Lethbridge AB:			NA	NA
Chicago:	206.00	-	208.00	↓

**B100 - dollars/gallon - week ending 09/03/2021**

Iowa:	5.05	-	5.05	↑
IL/IN/OH:	5.65	-	5.77	NA

**Daily Nearby Futures**

	Today	Yesterday	Last year
<b>CME group</b>			
Corn (\$/bu)	5.1650	5.1625	3.4725
Ethanol (\$/gal)	2.2200	2.2200	1.3060
<b>NYMEX:</b>			
RBOB Gasoline (\$/gal)	2.1582	2.1635	1.1772
Natural Gas (mmBtu)	4.6980	4.6410	2.5880

**BIO-ENERGY REPORT NOTES**

Yellow corn : US #2 daily spot bids at ethanol plants reported as \$/per bushel.

Ethanol: Weekly spot bids FOB the ethanol plant reported as \$/gallon.

Distiller grains: Weekly spot bids FOB the ethanol plant reported as \$/per ton. Protein content 28-30% for most distiller grains on a dry matter basis.

Distiller corn oil: Weekly Spot bids FOB the ethanol plant reported as ¢/lb. Distiller corn oil is intended for animal feed or biofuel and is not Generally Regarded As Safe (GRAS) for human consumption. It may also be referred to as inedible crude corn oil or crude corn oil.

B100: Weekly spot bids FOB the plant reported as \$/gallon. RIN value not included in price

Delivered Distillers: Weekly spot bids FOB the export point reported in \$/ton, except for Texas Border expressed in \$/metric ton.

Chicago Board of Trade month symbols: F January, G February, H March, J April, K May, M June, N July, Q August, U September, V October, X November, Z December