



US #2 Yellow Corn - dollars/bushel

	Cash Bids	Chg	Basis	Avg:
Iowa-Eastern:	3.4850 - 3.6050	↓	-29H to -17H	-23.00
Iowa-Western:	3.2250 - 3.5950	↓	-55H to -18H	-36.50
Illinois:	3.5050 - 3.8350	↓	-27H to 6H	-10.50
Indiana:	3.6150 - 3.7550	↓	-16H to -2H	-9.00
Ohio:	3.6250 - 3.7250	↓	-15H to -5H	-10.00
Michigan:	3.5250 - 3.7750	↓	-25H to OptH	-12.50
Kansas:	3.7050 - 4.0250	↓	-7H to 25H	9.00
Minnesota:	3.3250 - 3.4950	↓	-45H to -28H	-36.50
Nebraska:	3.2250 - 3.5950	↓	-55H to -18H	-36.50
Wisconsin:	3.3250 - 3.5050	↓	-45H to -27H	-36.00
South Dakota:	3.2250 - 3.4550	↓	-55H to -32H	-43.50
Missouri:	3.5450 - 3.6950	↓	-23H to -8H	-15.50

Distillers Grain - dollars/ton

	Dried 10%	Chg	Avg:	Modified 50-55%	Chg	Avg:	Wet 65-70%	Chg	Avg:
Iowa-Eastern:	160.00 - 175.00	↓	167.50	77.00 - 80.00	↓	78.50	NA	NA	NA
Iowa-Western:	152.00 - 175.00	↓	163.50	65.00 - 80.00	↓	72.50	50.00 - 56.00	↓	53.00
Illinois:	140.00 - 160.00	↓	150.00	NA	NA	NA	40.00 - 58.00	↓	49.00
Indiana:	140.00 - 160.00	↑	150.00	75.00	↓	75.00	NA	NA	NA
Ohio:	150.00 - 157.00	↓	153.50	NA	NA	NA	NA	NA	NA
Michigan:	125.00 - 150.00	↓	137.50	60.00	↓	60.00	45.00	↓	45.00
Kansas:	170.00 - 195.00	↓	182.50	NA	NA	NA	55.00 - 70.00	↓	62.50
Minnesota:	150.00 - 170.00	↓	160.00	80.00	↓	80.00	60.00	↓	60.00
Nebraska:	130.00 - 180.00	↓	155.00	55.00 - 92.00	↓	73.50	50.00 - 55.00	↓	52.50
Wisconsin:	140.00 - 150.00	↓	145.00	68.00 - 75.00	↓	71.50	51.00	↓	51.00
South Dakota:	147.00 - 165.00	↓	156.00	65.00 - 84.00	↓	74.50	62.00	↓	62.00
Missouri:	170.00 - 185.00	↓	177.50	88.00	↓	88.00	62.00 - 65.00	↓	63.50

Sorghum - dollars/bushel

	Cash Bids	Chg	Basis	Avg:
Kansas:	3.3250 - 3.6750	↓	-45H to -10H	-27.50
Missouri:	NA	NA	NA	NA

Corn Oil - cents/pound

W/E 1/04/19	Range	Chg:	Avg:
Iowa:	25.00 - 27.00	↑	26.00
Eastern Cornbelt:	25.00 - 26.50	↓	25.75
Nebraska:	26.00 - 27.00	↑	26.50
South Dakota:	24.00 - 25.00	↓	24.50

Ethanol - dollars/gallon

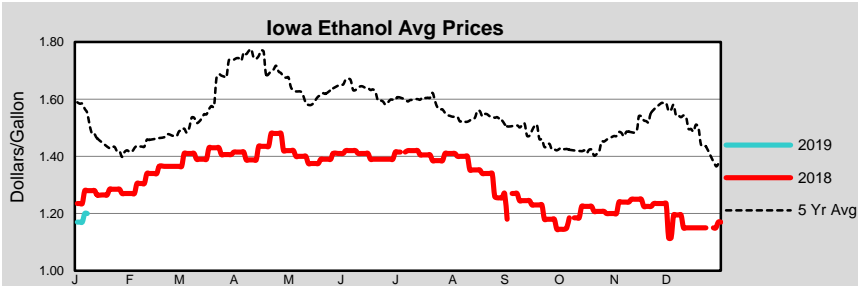
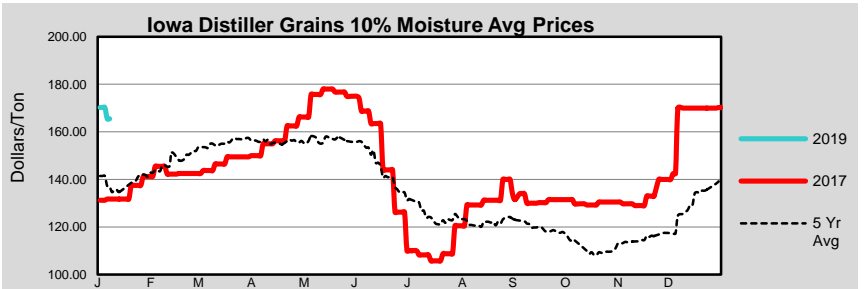
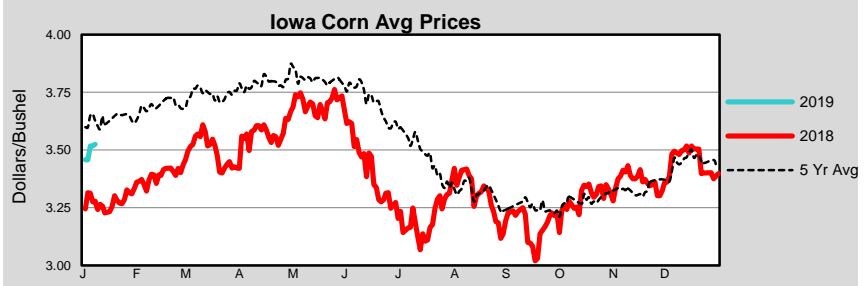
W/E 1/04/19	Range	Chg:	Avg:
Iowa:	1.15 - 1.25	↑	1.20
Eastern Cornbelt:	1.24 - 1.28	↑	1.26
Kansas:	1.15 - 1.21	↑	1.18
Minnesota:	1.18 - 1.18	↑	1.18
Nebraska:	1.13 - 1.21	↓	1.17
Wisconsin:	NA	NA	NA
South Dakota:	NA	NA	NA

Daily Nearby Futures

	Today	Yesterday	Last year
CME group			
Corn (\$/bu)	3.7750	3.8200	3.4875
Ethanol (\$/gal)	1.2740	1.2810	1.3470
NYMEX:			
RBOB Gasoline (\$/gal)	1.4388	1.4254	1.8370
Natural Gas (mmBtu)	3.0170	2.9840	3.0840

Daily Market Review

Weekly ethanol production decreased approximately 11 thousand bushels last week driven by poor margins. Iowa plants produced a record 4.35 billion in 2018 vs 4.2 billion gallon in 2017.



BIO-ENERGY REPORT NOTES

Yellow corn : US #2 spot bids at ethanol plants reported as \$/per bushel

Distiller grains: Spot bids FOB the ethanol plant reported as \$/per ton. Protein content 28-30% for most distiller grains on a dry matter basis.

Ethanol: Spot bids FOB the ethanol plant reported as \$/gallon.

Distiller corn oil: Spot bids FOB the ethanol plant reported as ¢/lb. Distiller corn oil is intended for animal feed or biofuel and is not Generally Regarded

As Safe (GRAS) for human consumption. It may also be referred to as inedible crude corn oil or crude corn oil.

Chicago Board of Trade month symbols: F January, G February, H March, J April, K May, M June, N July, Q August, U September, V October, X November, Z December