



US #2 Yellow Corn - dollars/bushel

	Cash Bids	Chg	Basis	Avg:
Iowa-Eastern:	3.8325 - 3.9725	↓	-10Z to 4Z	-3.00
Iowa-Western:	3.7125 - 4.1325	↓	-22Z to 20Z	-1.00
Illinois:	3.8025 - 4.0525	↓	-13Z to 12Z	-0.50
Indiana:	3.8425 - 4.2825	↓	-9Z to 35Z	13.00
Ohio:	4.1825 - 4.4325	↓	25Z to 50Z	37.50
Michigan:	3.7825 - 4.3325	↓	-15Z to 40Z	12.50
Kansas:	3.6825 - 4.2825	↓	-25Z to 35Z	5.00
Minnesota:	3.7025 - 3.9825	↓	-23Z to 5Z	-9.00
Nebraska:	3.6325 - 4.1325	↓	-30Z to 20Z	-5.00
Wisconsin:	3.6325 - 3.9825	↓	-30Z to 5Z	-12.50
South Dakota:	3.6825 - 4.0125	↓	-25Z to 8Z	-8.50
Missouri:	3.5825 - 3.8825	↓	-35Z to -5Z	-20.00

Distillers Grain - dollars/ton

	Dried 10%	Chg	Avg:	Modified 50-55%	Chg	Avg:	Wet 65-70%	Chg	Avg:
Iowa-Eastern:	135.00 - 140.00	↓	137.50	70.00	↓	70.00	NA	NA	NA
Iowa-Western:	135.00 - 155.00	↓	145.00	60.00 - 75.00	↓	67.50	50.00 - 55.00	↓	52.50
Illinois:	130.00 - 150.00	↑	140.00	NA	NA	NA	48.00	↑	48.00
Indiana:	125.00 - 150.00	↑	137.50	68.00	↓	68.00	NA	NA	NA
Ohio:	135.00 - 152.00	↑	143.50	NA	NA	NA	NA	NA	NA
Michigan:	135.00 - 150.00	↓	142.50	70.00	↓	70.00	NA	NA	NA
Kansas:	135.00 - 165.00	↓	150.00	NA	NA	NA	35.00 - 60.00	↓	47.50
Minnesota:	130.00 - 140.00	↓	135.00	62.00	↓	62.00	45.00	↓	45.00
Nebraska:	140.00 - 166.00	↓	153.00	55.00 - 80.00	↓	67.50	40.00 - 60.00	↓	50.00
Wisconsin:	127.00 - 140.00	↓	133.50	57.00	↓	57.00	45.00	↑	45.00
South Dakota:	128.00 - 150.00	↓	139.00	58.00 - 75.00	↓	66.50	44.00	↓	44.00
Missouri:	140.00 - 153.00	↑	146.50	73.00	↓	73.00	43.00 - 55.00	↓	49.00

Sorghum - dollars/bushel

	Cash Bids	Chg	Basis	Avg:
Kansas:	3.6325 - 3.7825	↓	-30Z to -15Z	-22.50
Missouri:	NA	NA	NA	NA

Daily Market Review

Both corn and soybean harvest continue to demonstrate both crops are late in their maturity.

Corn Oil - cents/pound

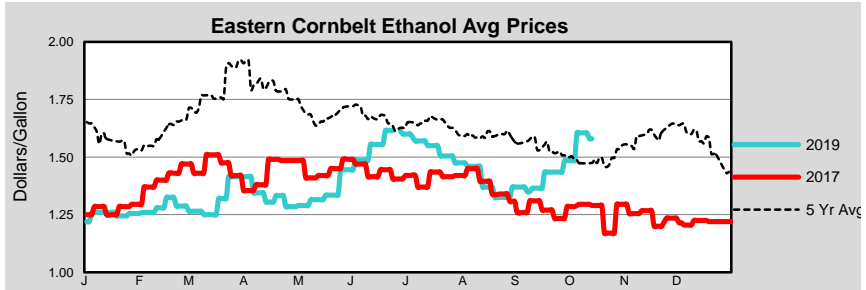
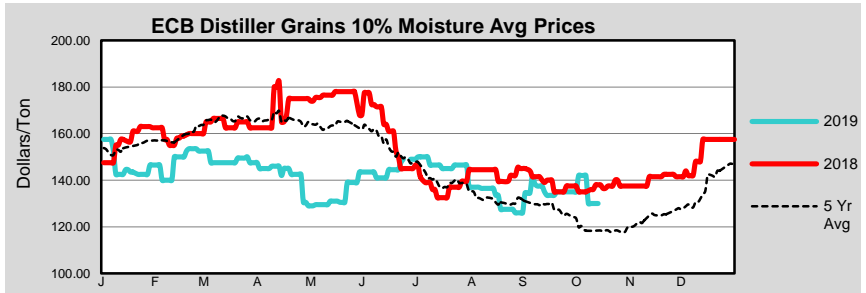
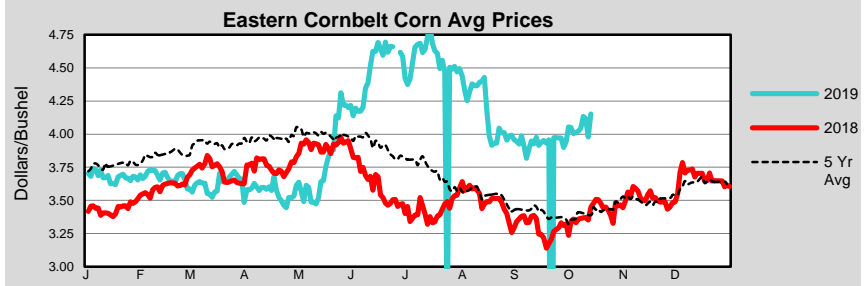
W/E 10/11/2019	Range	Chg:	Avg:
Iowa:	23.00 - 25.00	↓	24.00
Eastern Cornbelt:	23.00 - 24.50	↓	23.75
Nebraska:	23.50 - 25.00	↓	24.25
South Dakota:	23.50 - 24.00	↓	23.75

Ethanol - dollars/gallon

W/E 10/11/2019	Range	Chg:	Avg:
Iowa:	1.42 - 1.60	↓	1.51
Eastern Cornbelt:	1.52 - 1.64	↓	1.58
Kansas:	1.42 - 1.59	↓	1.51
Minnesota:	1.46 - 1.46	↑	1.46
Nebraska:	1.35 - 1.57	↓	1.46
Wisconsin:	1.52 - 1.59	↑	1.56
South Dakota:	1.34 - 1.34	↑	1.34

Daily Nearby Futures

	Today	Yesterday	Last year
CME group			
Corn (\$/bu)	3.9125	3.9325	3.7425
Ethanol (\$/gal)	1.4310	1.4310	1.2800
NYMEX:			
RBOB Gasoline (\$/gal)	1.6086	1.6144	1.9187
Natural Gas (mmBtu)	2.3600	2.3390	3.3200



BIO-ENERGY REPORT NOTES

Yellow corn : US #2 spot bids at ethanol plants reported as \$/per bushel

Distiller grains: Spot bids FOB the ethanol plant reported as \$/per ton. Protein content 28-30% for most distiller grains on a dry matter basis.

Ethanol: Spot bids FOB the ethanol plant reported as \$/gallon.

Distiller corn oil: Spot bids FOB the ethanol plant reported as ¢/lb. Distiller corn oil is intended for animal feed or biofuel and is not Generally Regarded

As Safe (GRAS) for human consumption. It may also be referred to as inedible crude corn oil or crude corn oil.

Chicago Board of Trade month symbols: F January, G February, H March, J April, K May, M June, N July, Q August, U September, V October, X November, Z December