



**US #2 Yellow Corn - dollars/bushel**

	Cash Bids	Chg	Basis	Avg:
Iowa-Eastern:	5.6900 - 6.3900	↓	45Z to 115Z	64.75
Iowa-Western:	4.9400 - 6.0400	↑	-30Z to 80Z	42.45
Illinois:	5.1400 - 5.9900	↑	-10Z to 75Z	35.43
Indiana:	4.9900 - 6.8400	↓	-25Z to 160Z	106.11
Ohio:	5.8400 - 6.9400	↑	60Z to 170Z	122.50
Michigan:	4.9200 - 6.1900	↓	-32Z to 95Z	54.50
Kansas:	5.2400 - 5.8400	↑	OptZ to 60Z	33.33
Minnesota:	5.1200 - 5.7400	↔	-12Z to 50Z	25.14
Nebraska:	5.0400 - 5.9900	↓	-20Z to 75Z	33.69
Wisconsin:	5.1100 - 6.0100	↑	-13Z to 77Z	35.40
South Dakota:	4.8900 - 6.1400	↓	-35Z to 90Z	52.92
Missouri:	5.0400 - 5.9400	↓	-20Z to 70Z	41.25

**Distillers Grain - dollars/ton - week ending 09/03/2021**

	Dried 10%	Chg	Avg:	Modified 50-55%	Chg	Avg:	Wet 65-70%	Chg	Avg:
Iowa:	195.00	↓	195.00	90.00	↓	90.00	NA	NA	NA
Eastern Cornbelt:	185.00 - 220.00	↓	204.50	90.00 - 110.00	↔	100.00	65.00 - 65.50	↔	65.25
Nebraska:	185.00 - 210.00	↓	198.75	NA	NA	NA	50.00	↔	50.00
South Dakota:	200.00 - 210.00	↑	201.67	NA	NA	NA	NA	NA	NA
Wisconsin:	195.00 - 207.00	↓	199.83	NA	NA	NA	NA	NA	NA
Minnesota:	200.00 - 205.00	↓	202.50	NA	NA	NA	NA	NA	NA
Kansas:	195.00 - 245.00	↑	223.75	NA	NA	NA	75.00 - 95.00	↑	85.33
Illinois:	190.00 - 210.00	↔	201.00	80.00	↔	80.00	50.00	↔	50.00
Michigan:	200.00 - 225.00	↔	210.40	90.00 - 109.00	↑	100.21	65.00 - 72.00	↓	68.00
Ohio:	190.00 - 200.00	↑	192.50	88.00	↔	88.00	60.00	↔	60.00
Indiana:	195.00 - 220.00	↓	208.60	94.00 - 104.00	↓	100.67	65.00	↔	65.00
Mt. Vernon:	215.00 - 240.00	↔	223.75	108.00	↔	108.00	75.00	↔	75.00

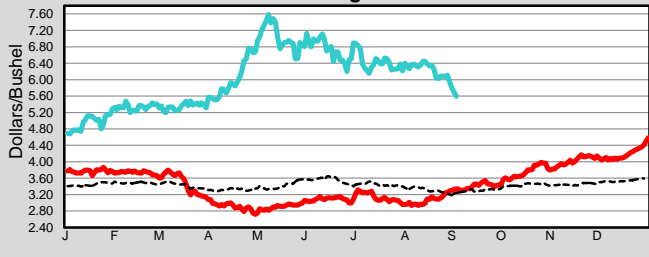
**Sorghum - dollars/bushel**

	Cash Bids	Chg	Basis	Avg:
Kansas:	NA	NA	NA	NA
Missouri:	NA	NA	NA	NA

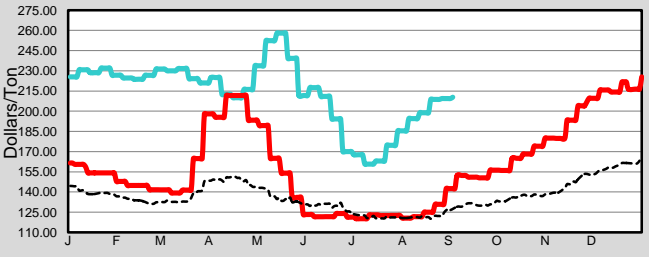
**Corn Oil - cents/pound - week ending 09/03/2021**

	Range	Chg	Avg:
Iowa:	59.00 - 68.00	↓	63.08
Eastern Cornbelt:	62.00 - 66.00	↓	63.75
Nebraska:	63.00 - 65.00	↓	64.33
South Dakota:	64.50	↓	64.50

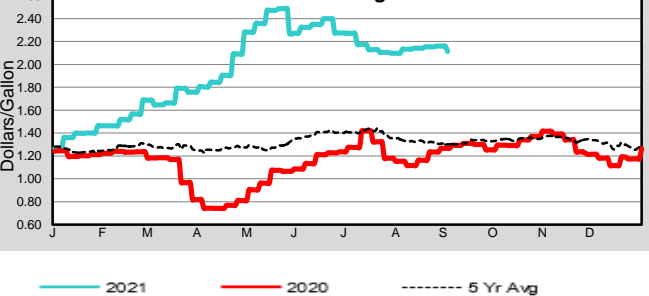
**Nebraska Corn Avg Prices**



**Nebraska Distiller Grains 10% Moisture Avg Prices**



**Nebraska Ethanol Avg Prices**



**Ethanol - dollars/gallon - week ending 09/03/2021**

Iowa:	2.06	-	2.25	↓	2.14
Eastern Cornbelt:			NA	NA	NA
Kansas:	2.15	-	2.15	↓	2.15
Minnesota:	2.06	-	2.06	↓	2.06
Nebraska:	2.06	-	2.19	↓	2.11
Wisconsin:			NA	NA	NA
South Dakota:	2.05	-	2.05	↓	2.05

**Delivered Distillers - dollars/ton - week ending 09/03/2021**

CIF NOLA:	208.00	-	225.00	↓
Pacific Northwest:	253.00	-	260.00	↓
California:			NA	NA
Texas border:			NA	NA
Lethbridge AB:			NA	NA
Chicago:	206.00	-	208.00	↓

**B100 - dollars/gallon - week ending 09/03/2021**

Iowa:	5.05	-	5.05	↑
IL/IN/OH:	5.65	-	5.77	NA

**Daily Nearby Futures**

	Today	Yesterday	Last year
<b>CME group</b>			
Corn (\$/bu)	4.9825	Holiday	3.5100
Ethanol (\$/gal)	2.2070	Holiday	1.3060
<b>NYMEX:</b>			
RBOB Gasoline (\$/gal)	2.1362	Holiday	1.1028
Natural Gas (mmBtu)	4.5950	Holiday	2.4000

**BIO-ENERGY REPORT NOTES**

Yellow corn : US #2 daily spot bids at ethanol plants reported as \$/per bushel.

Ethanol: Weekly spot bids FOB the ethanol plant reported as \$/gallon.

Distiller grains: Weekly spot bids FOB the ethanol plant reported as \$/per ton. Protein content 28-30% for most distiller grains on a dry matter basis.

Distiller corn oil: Weekly Spot bids FOB the ethanol plant reported as ¢/lb. Distiller corn oil is intended for animal feed or biofuel and is not Generally Regarded As Safe (GRAS) for human consumption. It may also be referred to as inedible crude corn oil or crude corn oil.

B100: Weekly spot bids FOB the plant reported as \$/gallon. RIN value not included in price

Delivered Distillers: Weekly spot bids FOB the export point reported in \$/ton, except for Texas Border expressed in \$/metric ton.

Chicago Board of Trade month symbols: F January, G February, H March, J April, K May, M June, N July, Q August, U September, V October, X November, Z December