



National Weekly Fed Cattle Comprehensive

Agricultural Marketing Service
Livestock, Poultry, and Grain Market News

March 02, 2021

Weighted Average Prices

(Weekly Information from 2pm Previous Monday to 10am Current Monday; Includes Negotiated, Formula Nets, Contract Nets, & Grid Nets)"

All Steers & Heifers (Beef Type Cattle)

| Purchasing Basis | % Choice | Head | Avg Price | Week Ago Change | Year Ago Change |
|------------------|------------------|---------|-----------|-----------------|-----------------|
| Dressed | > 65% Choice | 240,463 | \$184.53 | \$0.30 ↑ | (\$6.84) ↓ |
| | < 65% Choice | 15,601 | \$178.90 | \$0.05 ↑ | (\$10.23) ↓ |
| | Total all Grades | 256,064 | \$184.19 | \$0.31 ↑ | (\$6.97) ↓ |
| Live | > 65% Choice | 127,469 | \$115.92 | (\$0.23) ↓ | (\$2.36) ↓ |
| | < 65% Choice | 14,035 | \$115.35 | \$0.19 ↑ | (\$3.32) ↓ |
| | Total all Grades | 141,504 | \$115.86 | (\$0.22) ↓ | (\$2.47) ↓ |

Dairy Bred

| Purchasing Basis | % Choice | Head | Avg Price | Week Ago Change | Year Ago Change |
|------------------|------------------|--------|-----------|-----------------|-----------------|
| Dressed | > 65% Choice | 20,341 | \$174.17 | (\$0.38) ↓ | (\$2.90) ↓ |
| | < 65% Choice | 1,421 | \$160.11 | (\$4.77) ↓ | (\$10.10) ↓ |
| | Total all Grades | 21,762 | \$173.26 | (\$0.64) ↓ | (\$3.03) ↓ |
| Live | > 65% Choice | 3,896 | \$102.65 | (\$1.63) ↓ | (\$3.97) ↓ |
| | < 65% Choice | 282 | \$100.88 | (\$0.01) ↓ | (\$4.99) ↓ |
| | Total all Grades | 4,178 | \$102.53 | (\$1.59) ↓ | (\$3.79) ↓ |

Spread Comparison Values

Beef Type minus Dairy Type

(Weekly Information from 2pm Previous Monday to 10am Current Monday; Includes Negotiated, Formula Nets, Contract Nets, & Grid Nets)

| Purchasing Basis | Current | Week Ago Change | Year Ago Change |
|------------------|-----------|-----------------|-----------------|
| Dressed | \$10.93 ↑ | \$9.98 ↑ | \$14.87 ↑ |
| Live | \$13.33 ↑ | \$11.96 ↑ | \$12.01 ↑ |

Formula Net minus Negotiated

(Beef Type Cattle; All live transactions converted to a dressed price)

52 Week Rolling Average

\$4.06 ↑



Formula Base minus Negotiated

(Beef Type Cattle; All live transactions converted to a dressed price)

52 Week Rolling Average

\$0.82



Formula Net minus Formula Base

(Beef Type Cattle; All live transactions converted to a dressed price)

52 Week Rolling Average

\$3.24



Grading % and Carcass Weights

(Beef Type Cattle; Includes Formula Net, Contract Net, and Grid Net; Grading % includes Choice & higher; Carcass Weight includes all grades; All live transactions converted to a dressed basis)

Grading %

85.5

Week Ago

85.8



Dressed Weight

873.6

Week Ago

883.5



Daily Formula Base Voume

Tue Feb 23

32,152

Wed Feb 24

25,620

Thu Feb 25

45,767

Fri Feb 26

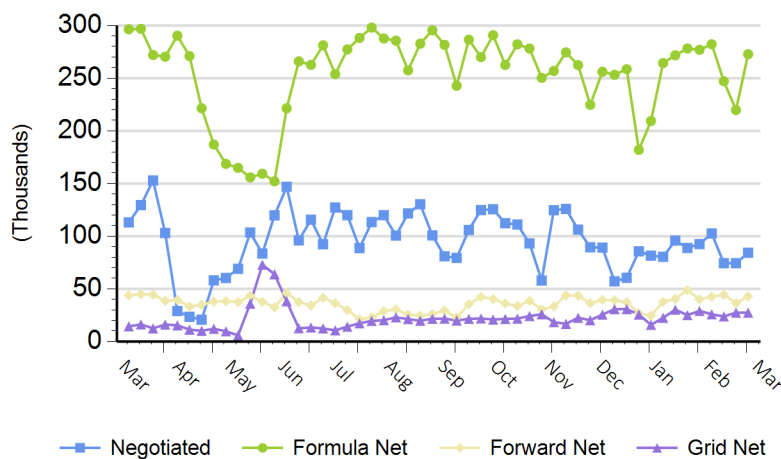
28,679

Mon Mar 01

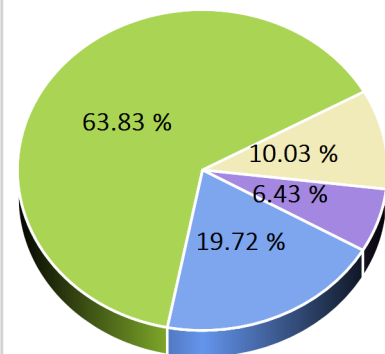
111,035

Purchasing Basis Volume

Weekly Purchasing Basis



Previous Week

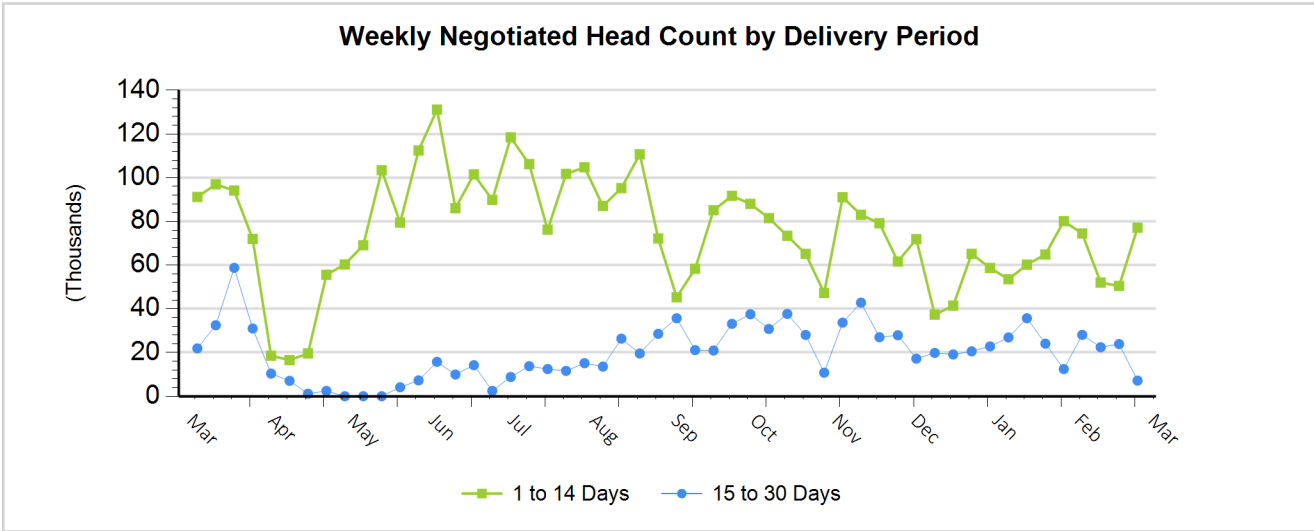




Weekly Negotiated Avg. Price by Delivery Period

(Beef Type Cattle: All live transactions converted to dressed price)

| Avg Price (1 to 14 Days) | Avg Price (15 to 30 Days) |
|--------------------------|---------------------------|
| \$181.53 | \$179.98 |



For more Information about this report, please visit this link: [National Weekly Fed Cattle Comprehensive Overview](#)