



National Weekly Fed Cattle Comprehensive

Agricultural Marketing Service
Livestock, Poultry, and Grain Market News

September 14, 2021

Weighted Average Prices

(Weekly Information from 2pm Previous Monday to 10am Current Monday; Includes Negotiated, Formula Nets, Contract Nets, & Grid Nets)"

All Steers & Heifers (Beef Type Cattle)

Purchasing Basis	% Choice	Head	Avg Price	Week Ago Change	Year Ago Change
Dressed	> 65% Choice	222,514	\$203.59	\$1.43 ↑	\$35.29 ↑
	< 65% Choice	25,065	\$194.13	\$1.35 ↑	\$30.92 ↑
	Total all Grades	247,579	\$202.64	\$1.64 ↑	\$34.73 ↑
Live	> 65% Choice	93,157	\$126.52	(\$0.31) ↓	\$23.18 ↑
	< 65% Choice	8,299	\$124.59	\$1.05 ↑	\$21.67 ↑
	Total all Grades	101,456	\$126.36	(\$0.11) ↓	\$23.08 ↑

Dairy Bred

Purchasing Basis	% Choice	Head	Avg Price	Week Ago Change	Year Ago Change
Dressed	> 65% Choice	18,838	\$190.93	(\$0.29) ↓	\$30.07 ↑
	< 65% Choice	1,417	\$176.73	\$1.25 ↑	\$27.55 ↑
	Total all Grades	20,255	\$189.94	\$0.88 ↑	\$30.03 ↑
Live	> 65% Choice	1,233	\$116.11	\$0.32 ↑	\$22.74 ↑
	< 65% Choice	40	\$107.10	(\$1.44) ↓	\$107.10 ↑
	Total all Grades	1,273	\$115.83	\$2.25 ↑	\$22.46 ↑

Spread Comparison Values

Beef Type minus Dairy Type

(Weekly Information from 2pm Previous Monday to 10am Current Monday; Includes Negotiated, Formula Nets, Contract Nets, & Grid Nets)

Purchasing Basis	Current	Week Ago Change	Year Ago Change
Dressed	\$12.70 ↑	\$11.94 ↑	\$8.00 ↑
Live	\$10.53 ↑	\$12.89 ↑	\$9.91 ↑

Formula Net minus Negotiated

(Beef Type Cattle; All live transactions converted to a dressed price)

52 Week Rolling Average

\$3.36 ↑



Formula Base minus Negotiated

(Beef Type Cattle; All live transactions converted to a dressed price)

52 Week Rolling Average

(\$0.31)



Formula Net minus Formula Base

(Beef Type Cattle; All live transactions converted to a dressed price)

52 Week Rolling Average

\$3.67



Grading % and Carcass Weights

(Beef Type Cattle; Includes Formula Net, Contract Net, and Grid Net; Grading % includes Choice & higher; Carcass Weight includes all grades; All live transactions converted to a dressed basis)

Grading %

81.5

Week Ago

80.5



Dressed Weight

878.9

Week Ago

870.7



Daily Formula Base Voume

Tue Sep 07

87,629

Wed Sep 08

72,584

Thu Sep 09

24,864

Fri Sep 10

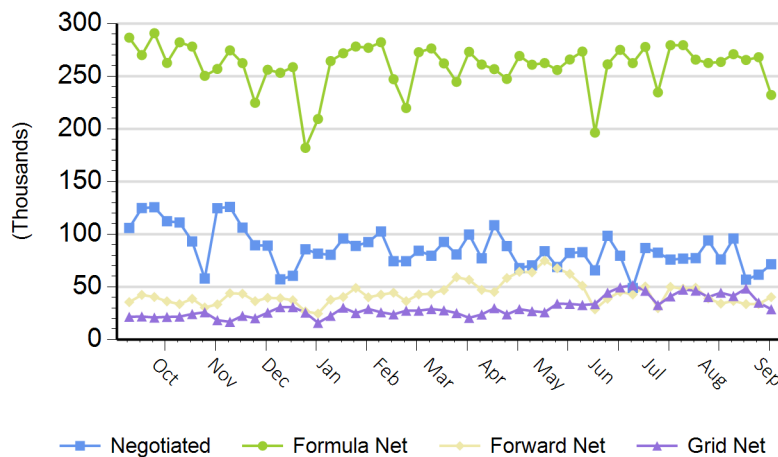
27,610

Mon Sep 13

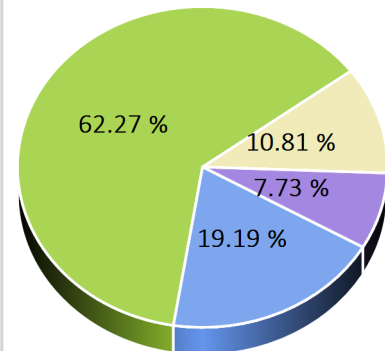
157,833

Purchasing Basis Volume

Weekly Purchasing Basis



Previous Week

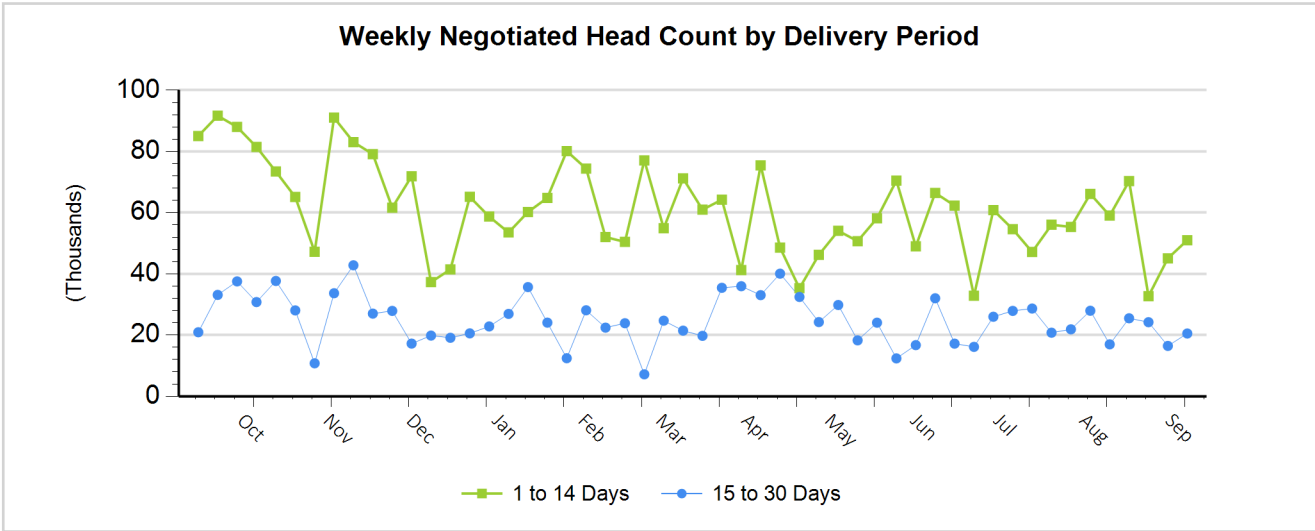




Weekly Negotiated Avg. Price by Delivery Period

(Beef Type Cattle: All live transactions converted to dressed price)

Avg Price (1 to 14 Days)	Avg Price (15 to 30 Days)
\$197.49	\$199.55



For more Information about this report, please visit this link: [National Weekly Fed Cattle Comprehensive Overview](#)