



National Weekly Fed Cattle Comprehensive

Agricultural Marketing Service
Livestock, Poultry, and Grain Market News

October 20, 2020

Weighted Average Prices

(Weekly Information from 2pm Previous Monday to 10am Current Monday; Includes Negotiated, Formula Nets, Contract Nets, & Grid Nets)"

All Steers & Heifers (Beef Type Cattle)

Purchasing Basis	% Choice	Head	Avg Price	Week Ago Change	Year Ago Change
Dressed	> 65% Choice	238,431	\$172.52	\$2.19 ↑	(\$3.05) ↓
	< 65% Choice	25,292	\$170.08	\$2.99 ↑	\$0.55 ↑
	Total all Grades	263,723	\$172.29	\$2.23 ↑	(\$2.42) ↓
Live	> 65% Choice	142,489	\$109.17	\$0.51 ↑	(\$1.16) ↓
	< 65% Choice	16,413	\$108.18	\$0.51 ↑	(\$0.95) ↓
	Total all Grades	158,902	\$109.06	\$0.52 ↑	(\$1.11) ↓

Dairy Bred

Purchasing Basis	% Choice	Head	Avg Price	Week Ago Change	Year Ago Change
Dressed	> 65% Choice	19,134	\$164.70	\$2.27 ↑	\$0.97 ↑
	< 65% Choice	1,499	\$152.22	\$2.12 ↑	(\$0.50) ↓
	Total all Grades	20,633	\$163.80	\$2.29 ↑	\$1.48 ↑
Live	> 65% Choice	2,196	\$96.67	\$0.87 ↑	\$0.03 ↑
	< 65% Choice	400	\$93.65	\$1.47 ↑	\$7.08 ↑
	Total all Grades	2,596	\$96.21	\$1.15 ↑	\$1.71 ↑

Spread Comparison Values

Beef Type minus Dairy Type

(Weekly Information from 2pm Previous Monday to 10am Current Monday; Includes Negotiated, Formula Nets, Contract Nets, & Grid Nets)

Purchasing Basis	Current	Week Ago Change	Year Ago Change
Dressed	\$8.49 ↑	\$8.55 ↑	\$12.39 ↑
Live	\$12.85 ↑	\$13.48 ↑	\$15.67 ↑

Formula Net minus Negotiated

(Beef Type Cattle; All live transactions converted to a dressed price)

52 Week Rolling Average

\$4.26 ↑



Formula Base minus Negotiated

(Beef Type Cattle; All live transactions converted to a dressed price)

52 Week Rolling Average

\$1.40



Formula Net minus Formula Base

(Beef Type Cattle; All live transactions converted to a dressed price)

52 Week Rolling Average

\$2.86



Grading % and Carcass Weights

(Beef Type Cattle; Includes Formula Net, Contract Net, and Grid Net; Grading % includes Choice & higher; Carcass Weight includes all grades; All live transactions converted to a dressed basis)

Grading %

81.7

Week Ago

81.7



Dressed Weight

901.0

Week Ago

893.4



Daily Formula Base Voume

Tue Oct 13

68,680

Wed Oct 14

32,025

Thu Oct 15

40,310

Fri Oct 16

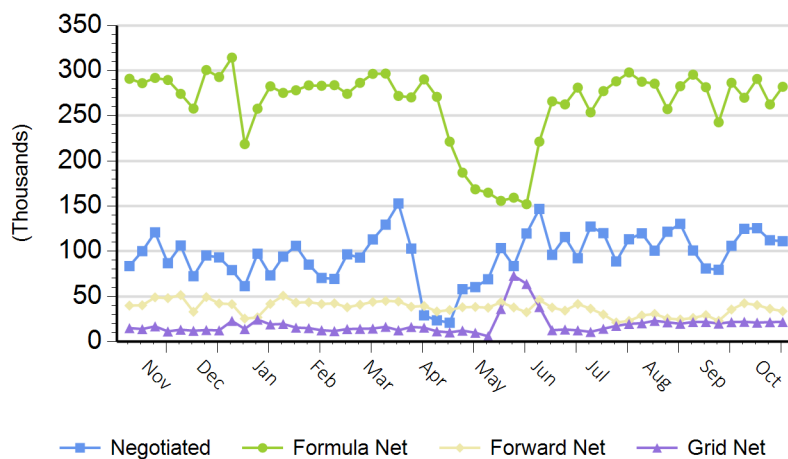
26,784

Mon Oct 19

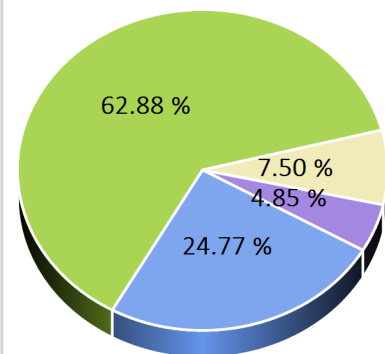
91,879

Purchasing Basis Volume

Weekly Purchasing Basis



Previous Week

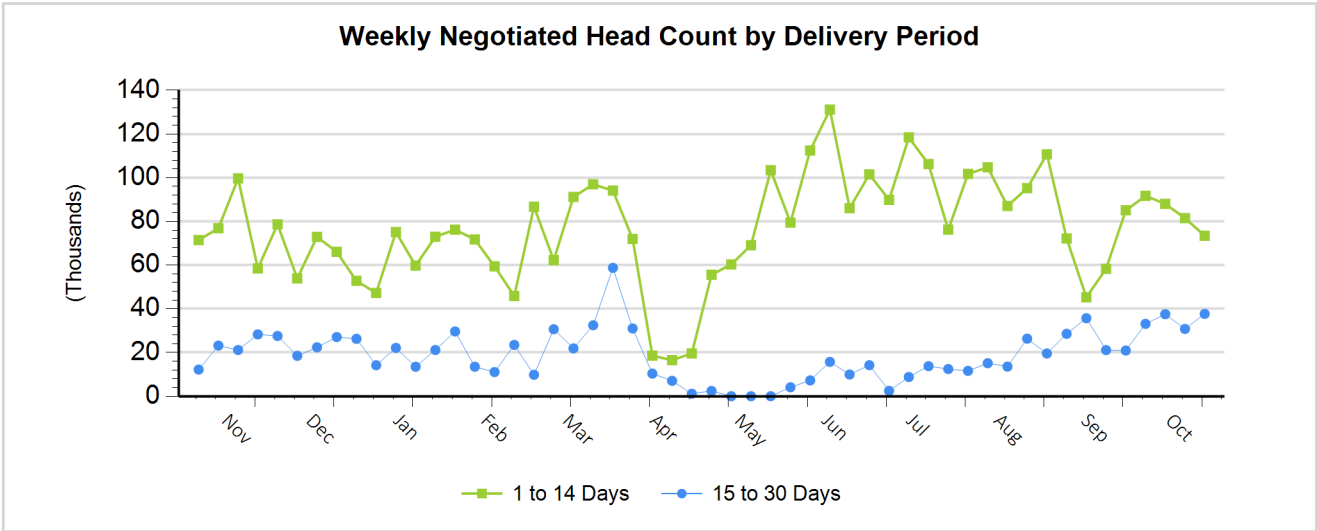




Weekly Negotiated Avg. Price by Delivery Period

(Beef Type Cattle: All live transactions converted to dressed price)

Avg Price (1 to 14 Days)	Avg Price (15 to 30 Days)
\$169.31	\$168.39



For more Information about this report, please visit this link: [National Weekly Fed Cattle Comprehensive Overview](#)