



National Monthly Pasture Raised Poultry Report

Agricultural Marketing Service
Livestock, Poultry, & Grain Market News

For the Month of November

November 27, 2020

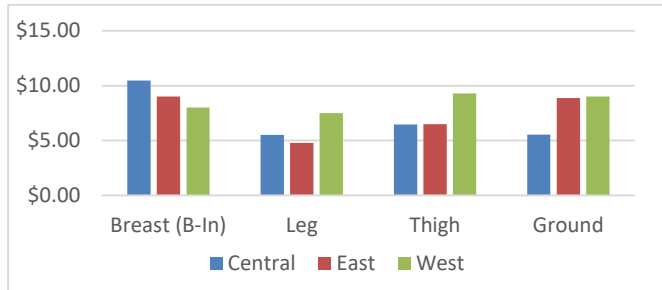
Wholesale Negotiated Pasture Raised Poultry

Item Description (\$/lb)	Price Range	Simple Avg
Chicken		
Breast (Bone-In)	8.00 - 10.45	9.15
Breast (Boneless)	9.25 - 16.75	12.14
Leg	4.63 - 7.99	5.77
Thigh	4.99 - 11.99	7.68
Wings	4.25 - 6.37	5.32
Ground	5.54 - 9.00	8.07
Turkey		
Breast	7.00 - 12.43	9.23
Leg	4.75 - 6.00	5.25
Thigh	5.75 - 7.20	6.48
Wings	3.00 - 8.00	5.24
Ground	8.60 - 12.88	10.37
Duck		
Whole	5.50 - 12.90	8.11
Breast	12.50 - 19.25	16.21
Leg	4.00 - 20.85	11.27
Eggs		
Jumbo	4.00 - 7.00	5.00
Large	4.00 - 7.00	5.00

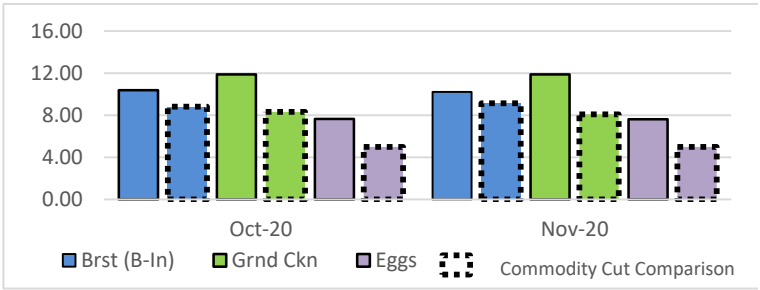
Direct to Consumer Pasture Raised Poultry - Retail

Item Description (\$/lb)	Price Range	Simple Avg	Commodity Poultry*	Pasture Raised Premium
Whole Chicken	4.00 - 12.50	6.77		
Half Chicken	4.40 - 10.65	8.01		
Whole Turkey	5.00 - 14.45	7.71		
Chicken				
Breast (Bone-In)	7.25 - 14.49	10.22	1.52	8.70
Breast (Boneless)	8.50 - 17.75	13.16	2.48	10.68
Leg	3.65 - 10.99	6.45	1.05	5.39
Thigh	4.25 - 13.49	8.21	1.04	7.18
Wings	3.05 - 10.99	6.36	2.63	3.73
Ground	8.49 - 13.49	11.88		NA
Turkey				
Breast	6.99 - 35.75	16.31	3.05	13.26
Leg	5.99 - 11.34	9.04	1.42	7.63
Thigh	3.99 - 11.99	9.32		NA
Wings	7.78 - 9.97	9.08	1.41	7.67
Ground	4.99 - 15.49	11.93	3.52	8.41
Duck				
Breast	21.76 - 24.99	23.38	8.25	15.13
Leg	14.49 - 21.56	18.03	4.80	13.23
Eggs				
Jumbo	6.00 - 12.17	7.73	1.55	6.18
Large	5.75 - 12.17	7.48	1.09	6.40

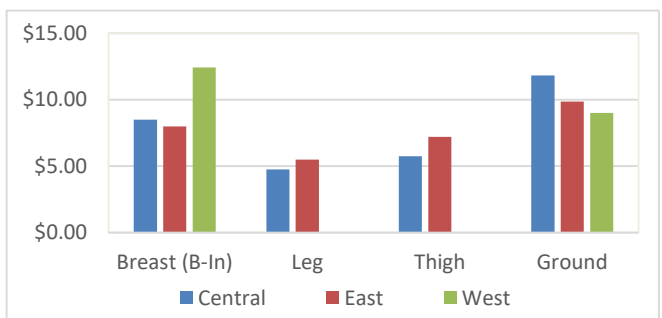
Wholesale Pasture Raised Chicken Items



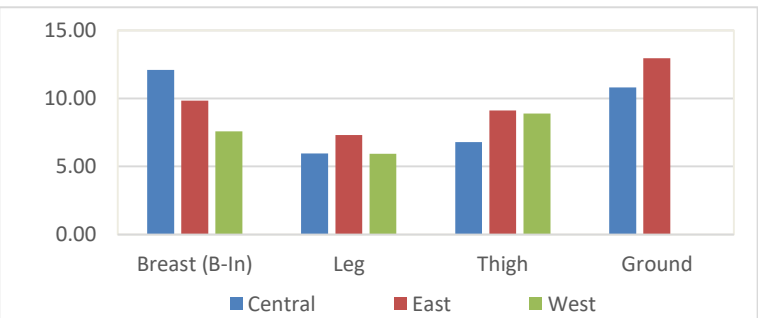
Direct Pasture Raised Chicken - Retail Comparison



Wholesale Pasture Raised Turkey Items



Direct Pasture Raised Chicken Average Price by Region



All Prices listed are in dollars per pound.

*Prices averaged from the National Retail Poultry Activity Reports

Region Breakout: East: CT, DC, DE, FL, GA, MA, MD, ME, NC, NH, NJ, NY, PA, RI, SC, VA, VT, WV; Central: AL, AR, IA, IL, IN, KS, KY, LA, MI, MN, MO, MS, ND, NE, O, OK, SD, TN, TX, WI; West: AZ, CA, CO, ID, MT, NM, NV, OR, UT, WA, WY

Source: USDA Livestock, Poultry, and Grain Market News
Des Moines, Iowa | 515-284-4460 | dsm.lpgmn@ams.usda.gov
www.ams.usda.gov/LPSMarketNewsPage