



National Monthly Pasture Raised Poultry Report
 Agricultural Marketing Service
 Livestock, Poultry, & Grain Market News

For the Month of August
 August 28, 2020

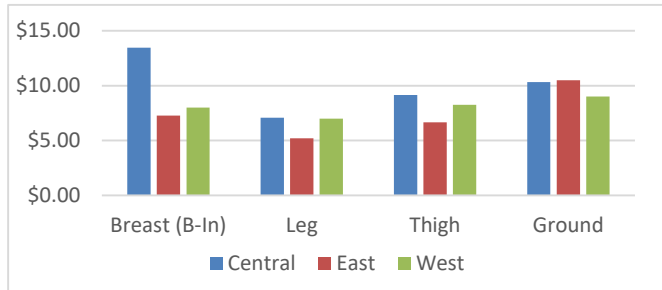
Wholesale Negotiated Pasture Raised Poultry

| Item Description (\$/lb) | Price Range | Simple Avg |
|--------------------------|---------------|------------|
| Chicken | | |
| Breast (Bone-In) | 5.35 - 13.46 | 9.00 |
| Breast (Boneless) | 8.00 - 16.75 | 12.36 |
| Leg | 4.00 - 9.50 | 6.13 |
| Thigh | 5.50 - 15.45 | 7.99 |
| Wings | 4.25 - 8.00 | 5.70 |
| Ground | 7.50 - 13.12 | 10.19 |
| Turkey | | |
| Breast | 7.00 - 17.23 | 11.13 |
| Leg | 4.35 - 8.55 | 6.16 |
| Thigh | 5.75 - 7.20 | 6.48 |
| Wings | 3.50 - 8.00 | 5.71 |
| Ground | 9.00 - 12.88 | 10.60 |
| Duck | | |
| Whole | 5.50 - 12.90 | 8.19 |
| Breast | 12.50 - 19.25 | 15.99 |
| Leg | 6.40 - 20.85 | 12.65 |
| Eggs | | |
| Jumbo | 4.00 - 7.50 | 5.46 |
| Large | 4.00 - 7.50 | 5.42 |

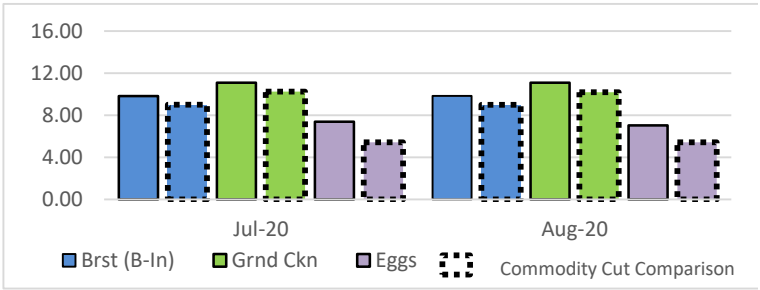
Direct to Consumer Pasture Raised Poultry - Retail

| Item Description (\$/lb) | Price Range | Simple Avg | Commodity Poultry* | Pasture Raised Premium |
|--------------------------|---------------|------------|--------------------|------------------------|
| Whole Chicken | 4.15 - 13.00 | 7.52 | | |
| Half Chicken | 4.40 - 10.49 | 7.78 | | |
| Whole Turkey | 2.95 - 14.45 | 7.58 | | |
| Chicken | | | | |
| Breast (Bone-In) | 7.17 - 16.77 | 9.83 | 1.51 | 8.32 |
| Breast (Boneless) | 8.50 - 17.77 | 12.90 | 2.73 | 10.18 |
| Leg | 2.77 - 10.99 | 6.23 | 0.91 | 5.32 |
| Thigh | 2.90 - 13.49 | 7.28 | 1.16 | 6.12 |
| Wings | 1.57 - 10.99 | 5.58 | 2.69 | 2.89 |
| Ground | 8.00 - 14.43 | 11.10 | | NA |
| Turkey | | | | |
| Breast | 2.49 - 18.77 | 11.27 | | NA |
| Leg | 5.99 - 11.34 | 8.82 | 1.22 | 7.60 |
| Thigh | 3.99 - 11.99 | 8.74 | | NA |
| Wings | 4.99 - 9.99 | 7.55 | 1.28 | 6.27 |
| Ground | 4.99 - 15.49 | 12.06 | 3.48 | 8.58 |
| Duck | | | | |
| Breast | 22.50 - 25.49 | 24.00 | 8.25 | 15.75 |
| Leg | 14.99 | 14.99 | 4.80 | 10.19 |
| Eggs | | | | |
| Jumbo | 6.00 - 10.00 | 7.30 | 1.20 | 6.10 |
| Large | 5.75 - 10.00 | 6.79 | 0.92 | 5.87 |

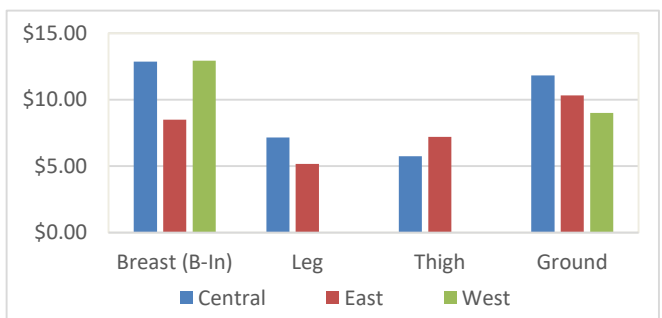
Wholesale Pasture Raised Chicken Items



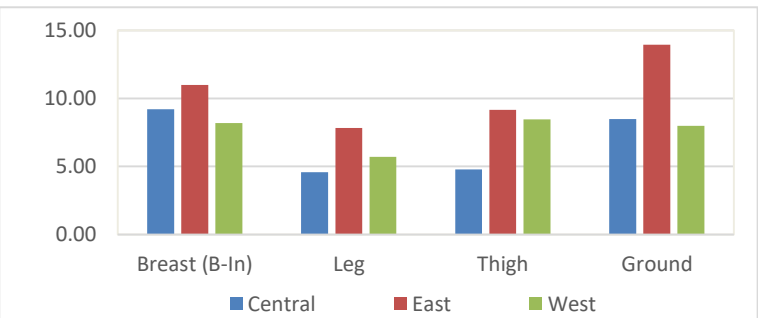
Direct Pasture Raised Chicken - Retail Comparison



Wholesale Pasture Raised Turkey Items



Direct Pasture Raised Chicken Average Price by Region



All Prices listed are in dollars per pound.

*Prices averaged from the National Retail Poultry Activity Reports

Region Breakout: East: CT, DC, DE, FL, GA, MA, MD, ME, NC, NH, NJ, NY, PA, RI, SC, VA, VT, WV; Central: AL, AR, IA, IL, IN, KS, KY, LA, MI, MN, MO, MS, ND, NE, O, OK, SD, TN, TX, WI; West: AZ, CA, CO, ID, MT, NM, NV, OR, UT, WA, WY