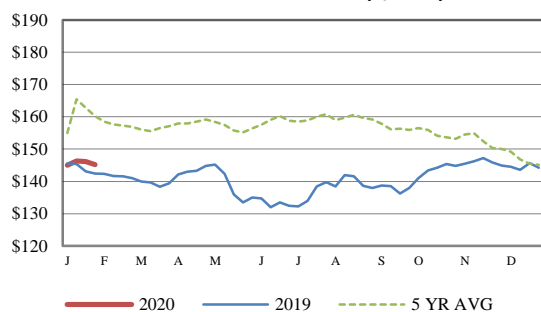


Receipts:	This Week	Last Week	Year Ago
SJ LS850	315,100	226,800	314,500

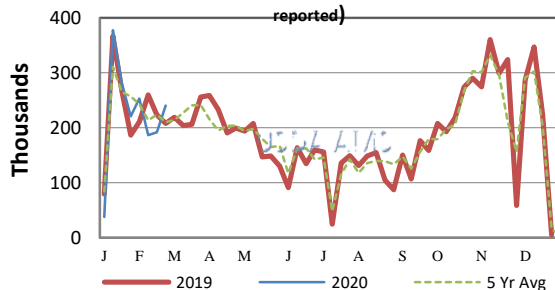
Compared to last week, steers and heifers sold 2.00 to 6.00 higher, with some auctions quoting double digit gains this week from the North Plains to the South Plains. New-found optimism and warmer weather brought out buyers ready to take on grazing calves. Many auction reports made note of the condition of cattle and alluded that buyers were hoping for compensatory gain as soon as the cattle got off the truck. Justin Lumpkin from our LPGMN office in Worthing, South Dakota summed up the market very well this week by stating good to very good demand for feeder steers and heifers this week after the rally in the CME cattle futures last Friday. He continues to describe that cattle feeders have been apprehensive about the coming months of the cash fed cattle market as those spring and summer months rolled back substantially this month. After the futures contracts finally found a bottom and rallied higher on Friday, cattle feeders got a much-needed boost of confidence that a better market might lie ahead. They were quick to act when presented with the quality and kind that they desired. The market was active, however the most activity remains on those light fleshed cattle under 600 lbs as there are many buyers trying to get these cattle bought. These light cattle can go two directions, they can be backgrounded and sold as yearlings or they can go right into farmer-feeder yards and grown and finished as fat cattle. In addition, the prospect of a higher cash fed cattle market this week lent additional support to the feeder market. For the week, the front two Feeder Cattle contracts closed 0.73 to 1.68 higher, while the next four months closed 0.35 to 0.55 lower. The front four months of Live Cattle contracts closed 1.07 to 2.07 lower. Cattle Slaughter under FI estimated at 628K for the week, 8K more than last week and 47K more than a year ago. On the week, Choice cutout closed 3.00 lower at 205.09, while Select was 4.01 lower at 201.70; widening the Choice-Select spread to 3.39. Auction volume this week included 55 percent weighing over 600 lbs and 42 percent heifers. [More.....](#)

CME FEEDER CATTLE INDEX (\$/CWT)



NATIONWIDE REPORTED WEEKLY FEEDER CATTLE AUCTION RECEIPTS

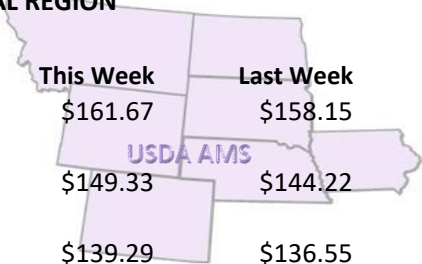
(Receipts vary depending on the number of auctions reported)



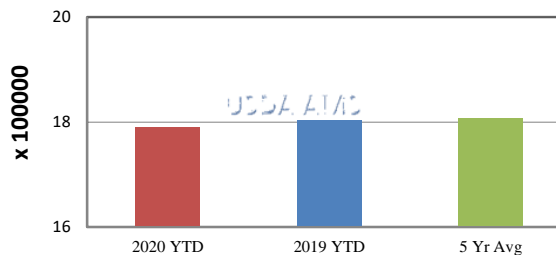
REGIONAL WEIGHTED AVERAGE FEEDER STEER PRICES

NORTH CENTRAL REGION

Steers:	This Week	Last Week	Last Year
600-700 lbs	\$161.67	\$158.15	\$160.40
700-800 lbs	\$149.33	\$144.22	\$147.44
800-900 lbs	\$139.29	\$136.55	\$138.91




YEAR TO DATE

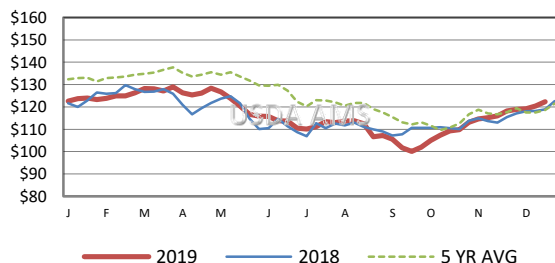


SOUTH CENTRAL REGION

Steers:	This Week	Last Week	Last Year
500-600 lbs	\$173.14	\$167.52	\$169.48
600-700 lbs	\$154.06	\$150.35	\$152.07
700-800 lbs	\$141.42	\$139.93	\$141.26




5 AREA WEEKLY WEIGHTED AVERAGE SLTR STEER PRICE (\$/CWT)



SOUTHEAST REGION

Steers:	This Week	Last Week	Last Year
400-500 lbs	\$166.56	\$160.74	\$160.49
500-600 lbs	\$152.89	\$147.69	\$150.37
600-700 lbs	\$139.59	\$135.15	\$138.42



USDA Livestock, Poultry, & Grain Market News

St. Joseph, Missouri
Phone: 816-676-7000



For detailed state-by-state feeder cattle quotes:

[National Feeder & Stocker Cattle Summary](#)

<http://www.ams.usda.gov/LSMarketNews>