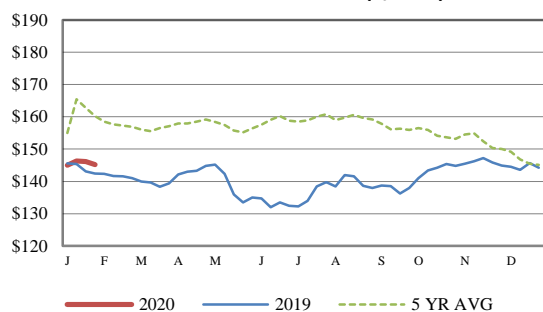


Receipts: SJ LS850	This Week 222,100	Last Week 254,200	Year Ago 257,100
--	-----------------------------	-----------------------------	----------------------------

Compared to last week, steers and heifers sold 5.00 to 10.00 lower nationwide. The sheer uncertainty in the worldwide marketplace is driving a massive downward trend in the livestock sector. The CME Cattle Complex has taken the brunt of losses in the ag sector, but grains have reported losses as well. In the last three weeks, the March through October Feeder Cattle contracts have been 27.20 to 29.50 lower. The April CME Live Cattle contract has declined by 19.02; 10.18 of that coming this week when expanded limits were in effect. June and August contracts are more than 22.00 lower in the three-week time period as well. Some ranchers that have worked diligently to increase profits with genetics that are feed efficient and higher in marbling do like to feed their calf crops and market them in the May to June time frame as "calf-feds". Since January 2, 2020 the June Live Cattle has dropped more than 29.00. On a 1300 lb steer, that would be around a \$375 per head dip in value in less than a calendar quarter. Early to mid-week fed cattle trade was mostly 3.00 lower at 110.00 live, while dressed sales were 5.00 to 7.00 lower at 175.00. Later week sales have been trading some live sales at 105.00 to 108.00 and dressed sales at 165.00 to 170.00. On this afternoon's National Negotiated Purchases report, a couple loads of dairy-bred cattle were reported at 95.00 live; within 0.57 of the front month April Live Cattle contract close. Cattle Slaughter under FI estimated at 630K for the week, 17K less than last week and 22K more than a year ago. Demand for meat products used at home have continued to be at the forefront. The foodservice and meat packing industry are concerned short term as many events have been cancelled or postponed. The product that has been fabricated for those large events will now be setting in a warehouse or freezer somewhere and will hopefully be consumed later. On the week, Choice cutout closed 1.46 lower at 206.01, while Select was 4.69 lower at 197.88; widening the Choice-Select spread to 8.13.

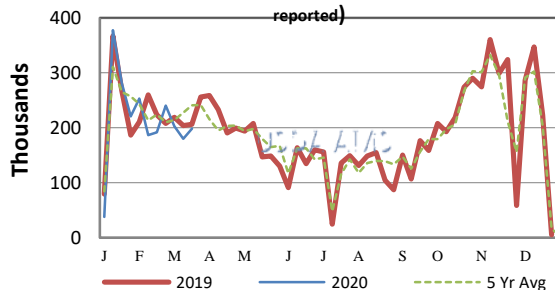
[More.....](#)

CME FEEDER CATTLE INDEX (\$/CWT)



NATIONWIDE REPORTED WEEKLY FEEDER CATTLE AUCTION RECEIPTS


(Receipts vary depending on the number of auctions reported)



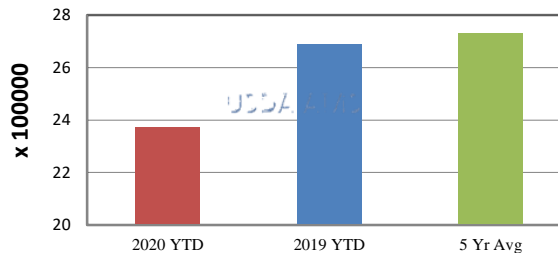
REGIONAL WEIGHTED AVERAGE FEEDER STEER PRICES

NORTH CENTRAL REGION

Steers:	This Week	Last Week	Last Year
600-700 lbs	\$151.50	\$156.72	\$158.64
700-800 lbs	\$135.88	\$143.65	\$145.68
800-900 lbs	\$125.85	\$132.62	\$135.68

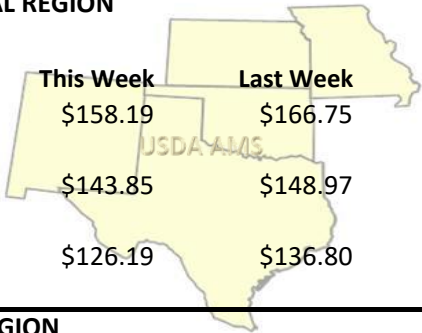


YEAR TO DATE

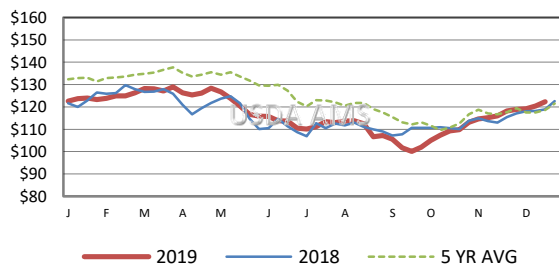


SOUTH CENTRAL REGION

Steers:	This Week	Last Week	Last Year
500-600 lbs	\$158.19	\$166.75	\$165.90
600-700 lbs	\$143.85	\$148.97	\$150.71
700-800 lbs	\$126.19	\$136.80	\$141.20




5 AREA WEEKLY WEIGHTED AVERAGE SLTR STEER PRICE (\$/CWT)



SOUTHEAST REGION

Steers:	This Week	Last Week	Last Year
400-500 lbs	\$155.45	\$163.81	\$166.43
500-600 lbs	\$143.13	\$151.33	\$155.97
600-700 lbs	\$132.34	\$139.59	\$142.00



USDA Livestock, Poultry, & Grain Market News

St. Joseph, Missouri
Phone: 816-676-7000



For detailed state-by-state feeder cattle quotes:

[National Feeder & Stocker Cattle Summary](#)

<http://www.ams.usda.gov/LSMarketNews>