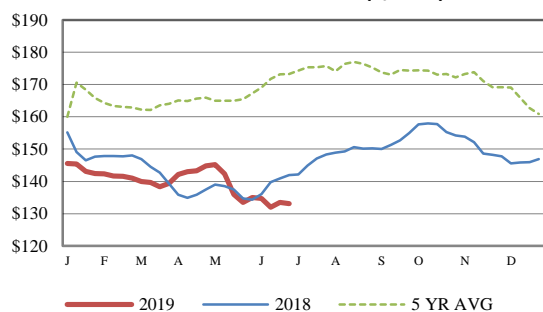


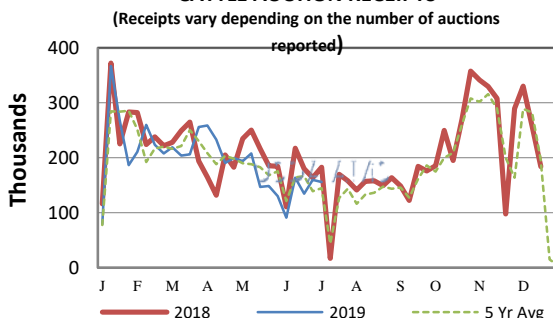
Receipts:	This Week	Last Week	Year Ago
SJ LS850	238,000	212,500	297,000

Compared to last week, steers and heifers sold uneven; 3.00 lower to 3.00 higher. There were instances of auctions in the North Central area calling their markets up to 8.00 to 10.00 higher on some in demand weight groups. Many loads of yearlings were in the supply this week as several barns held pre-Fourth of July special sales. Joplin Regional Stockyards sold in excess of seventeen thousand head over two auctions with another video sale scheduled for next week. Most cattle this week on hand at auctions were very high quality and found good demand. Cattle feeders had the opportunity to make like-kind purchases this week and they were willing to step in this week and own them, especially after the CME Cattle Complex moved sharply higher on Wednesday. The front 5 months of Feeder Cattle contracts were limit higher at one point during that trading session. Support waned somewhat on Thursday, however FC futures were just incrementally lower on the day. The expiring front month June Live Cattle contract ended its contract life at 110.50. After the close, packers started buying cattle in the Southern Plains at 109.00. Pastures and crop land nationwide are 180-degree difference from last year when near 50 percent of the country was in drought status. This week, sunshine and warmer temperatures allowed for a lot of seat time on the tractor as ranchers finally have the weather to get forage baled. The Grain Stocks and Acreage reports were released today with corn acreage estimated at 91.7 million acres and soybean acres at 80.04 million acres as of June 1. In addition, during July the USDA's NASS will collect updated information on 2019 acres planted to corn, cotton, sorghum and soybeans in 14 states. NASS previously collected planted acreage information during the first two weeks of June, with the results published in the June 28 Acreage report. Excessive rainfall had prevented planting at the time of the survey, leaving a portion of acres still to be planted for corn in Illinois, Indiana, Iowa, Kansas, Michigan, Minnesota, Missouri, Nebraska, New York, North Dakota, Ohio, South Dakota, and Wisconsin... [More.....](#)

CME FEEDER CATTLE INDEX (\$/CWT)



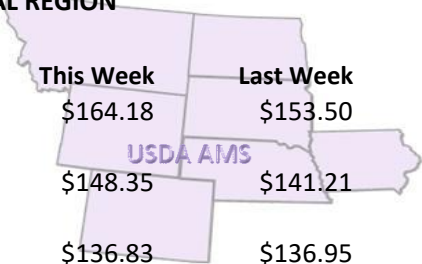
NATIONWIDE REPORTED WEEKLY FEEDER CATTLE AUCTION RECEIPTS
(Receipts vary depending on the number of auctions reported)



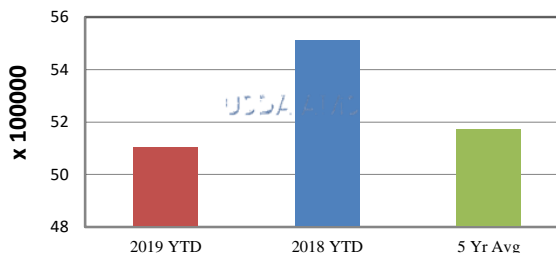
REGIONAL WEIGHTED AVERAGE FEEDER STEER PRICES

NORTH CENTRAL REGION

Steers:	This Week	Last Week	Last Year
600-700 lbs	\$164.18	\$153.50	\$174.86
700-800 lbs	\$148.35	\$141.21	\$160.65
800-900 lbs	\$136.83	\$136.95	\$142.00




YEAR TO DATE

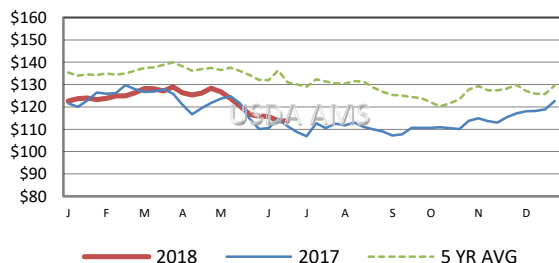


SOUTH CENTRAL REGION

Steers:	This Week	Last Week	Last Year
500-600 lbs	\$155.93	\$158.28	\$160.31
600-700 lbs	\$146.96	\$147.93	\$153.31
700-800 lbs	\$137.99	\$135.28	\$144.33




5 AREA WEEKLY WEIGHTED AVERAGE SLTR STEER PRICE (\$/CWT)



SOUTHEAST REGION

Steers:	This Week	Last Week	Last Year
400-500 lbs	\$146.62	\$147.56	\$157.61
500-600 lbs	\$140.81	\$139.19	\$149.41
600-700 lbs	\$133.24	\$130.57	\$141.55



USDA Livestock, Poultry, & Grain Market News

St. Joseph, Missouri
Phone: 816-676-7000



For detailed state-by-state feeder cattle quotes:

[National Feeder & Stocker Cattle Summary](#)

<http://www.ams.usda.gov/LSMarketNews>