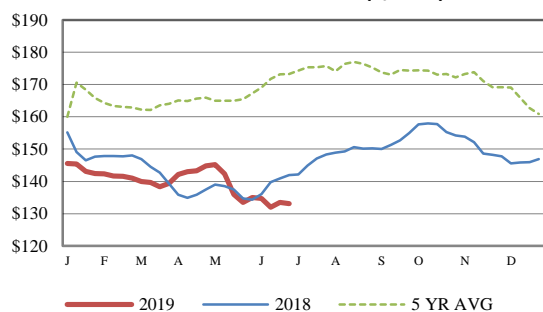


<b>Receipts:</b>	<b>This Week</b>	<b>Last Week</b>	<b>Year Ago</b>
<a href="#">SJ_LS850</a>	425,800	335,500	242,400

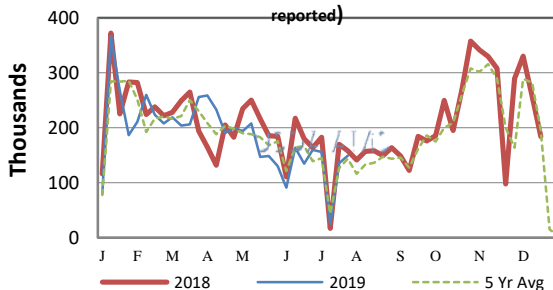
Compared to last week, steers and heifers sold uneven; 3.00 lower to 3.00 higher. Receipts this week were somewhat curtailed as summer returned to the heart of the country. Dangerous heat indexes spread from the Southwest to the Northeast and everywhere in between mid to late week, making it difficult for both man and beast in its aftermath. The worst problem is the humidity that was brought to the midsection of the country after the pop showers and Hurricane Barry moved through. Some rains moved through the Northern Plains with some ranchers in South Dakota still trying to get their first cutting of hay done. Farmers and ranchers have been very focused on moisture needed after last year's momentous drought that encompassed a vast area of grazing acres. Even though this spring has been extremely wet in places, some areas do need a drink now as heat indexes rise into triple digits. Feedyards were sure hoping that last week's uptick in futures would follow through this week, however negotiated cash fed cattle showed weakness. The CME Cattle Complex gave back most of the gains of a week ago amid fundamental pressure and the yo-yo of grain futures this time of year. Negotiated cash fed cattle live trade in the Southern Plains this week was steady to 1.00 lower at 111.00, while Nebraska sales were unevenly steady at 113.00 to 113.50. Dressed sales in Nebraska were steady at 182.00 to 185.00. For the week, the Choice cutout closed 0.62 higher lower at 213.42, while Select was 0.09 lower at 189.51. Cattle Slaughter under federal inspection estimated at 651K for the week, 4K less than last week and 16K more than a year ago. The July 1 Cattle on Feed released today reported On Feed at 102 percent; Placements at 98 percent and Marketings at 97 percent. This makes the third month in a row that the On Feed number is the largest since the data series started in 1996. The inventory included 7.01 million steers. [More.....](#)

**CME FEEDER CATTLE INDEX (\$/CWT)**



**NATIONWIDE REPORTED WEEKLY FEEDER CATTLE AUCTION RECEIPTS**

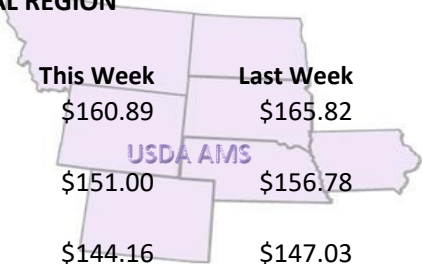
(Receipts vary depending on the number of auctions reported)



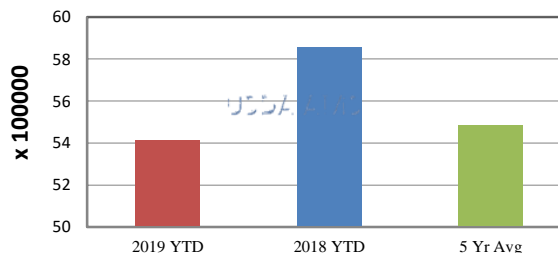
**REGIONAL WEIGHTED AVERAGE FEEDER STEER PRICES**

**NORTH CENTRAL REGION**

<b>Steers:</b>	<b>This Week</b>	<b>Last Week</b>	<b>Last Year</b>
600-700 lbs	\$160.89	\$165.82	\$167.03
700-800 lbs	\$151.00	\$156.78	\$156.07
800-900 lbs	\$144.16	\$147.03	\$154.02




**YEAR TO DATE**

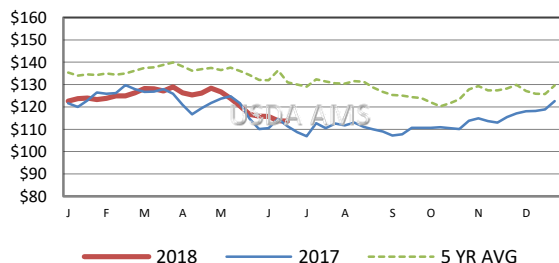


**SOUTH CENTRAL REGION**

<b>Steers:</b>	<b>This Week</b>	<b>Last Week</b>	<b>Last Year</b>
500-600 lbs	\$155.07	\$154.41	\$161.01
600-700 lbs	\$148.11	\$147.82	\$156.41
700-800 lbs	\$141.21	\$142.10	\$150.38




**5 AREA WEEKLY WEIGHTED AVERAGE SLTR STEER PRICE (\$/CWT)**



**SOUTHEAST REGION**

<b>Steers:</b>	<b>This Week</b>	<b>Last Week</b>	<b>Last Year</b>
400-500 lbs	\$147.78	\$147.68	\$155.54
500-600 lbs	\$141.63	\$141.05	\$149.61
600-700 lbs	\$132.33	\$134.76	\$141.82



**USDA Livestock, Poultry, & Grain Market News**

St. Joseph, Missouri  
Phone: 816-676-7000



For detailed state-by-state feeder cattle quotes:

[National Feeder & Stocker Cattle Summary](#)

<http://www.ams.usda.gov/LSMarketNews>