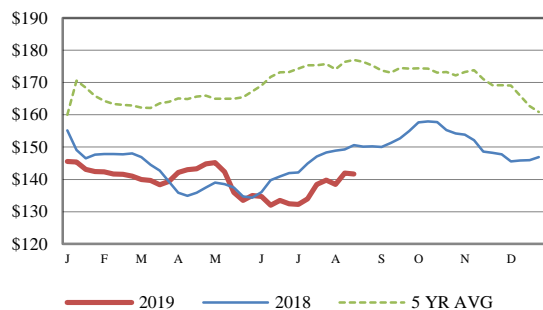


Receipts:	This Week	Last Week	Year Ago
SJ LS850	450,100	249,100	462,900

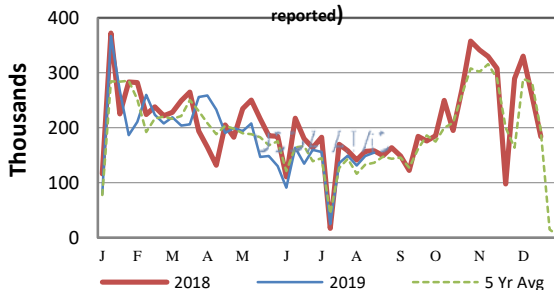
Compared to last week, feeder steers prices were uneven, ranging from 2.00 lower in South-Central region to 3.50 higher in the North-Central region. Feeder heifers in both the South-Central and North-Central regions trended mostly steady to 1.00 lower. Southeastern feeder steers and heifers traded 1.00-2.00 lower on light offerings. Extremely hot weather has gripped most of the southern trading areas this week. Pasture conditions are deteriorating, causing for concern for the remainder of grazing season. Producers are weighing their options between decreased forage and the thought of hauling cattle to the auction barn in these extreme conditions. Temperatures topped 100 in the southern plains, with heat indices 110 plus all week. On the bright side, some northern areas felt a little relief as thunderstorms and rain moved across some regions. CME feeder cattle positions traded lower throughout last week and spent much of this week trying to gain back some of their losses. However, on Friday all contract months trended lower. With August closing at 138.90, September contract closed at 138.45 and the October contract closed at 138.25. Grain traders spent most of the day repositioning themselves ahead of the highly anticipated Monday report. There is a wide range of estimates for corn, 83.5-89.8 million acres planted. Down from 91.7 that was first reported for corn in June. Soybean estimates range from 78-83.5 million acres planted. The June report had soybean acres at 80 million. The WASDE report plus the Re-survey of June Acres report is set to be released at 11 am central time. Negotiated cash trade followed a similar trend compared to recent weeks with early dressed purchases in the north ranging from 183.00-185.00. Dressed purchases late in the week traded mostly at 180.00. In the Western Cornbelt early live purchases traded from 114.00-115.00, with early live purchases in Nebraska ...[More.....](#)

CME FEEDER CATTLE INDEX (\$/CWT)



NATIONWIDE REPORTED WEEKLY FEEDER CATTLE AUCTION RECEIPTS

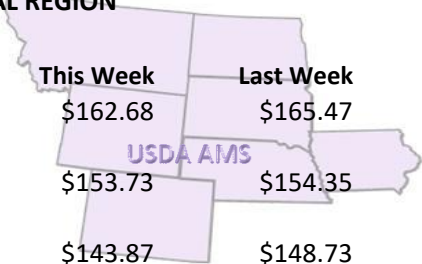
(Receipts vary depending on the number of auctions reported)



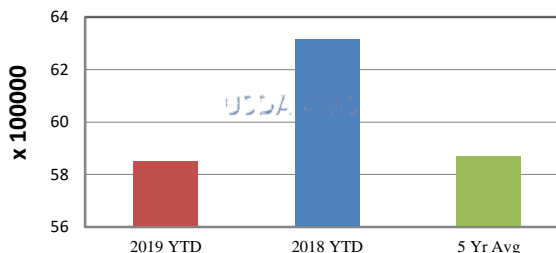
REGIONAL WEIGHTED AVERAGE FEEDER STEER PRICES

NORTH CENTRAL REGION

Steers:	This Week	Last Week	Last Year
600-700 lbs	\$162.68	\$165.47	\$167.21
700-800 lbs	\$153.73	\$154.35	\$162.05
800-900 lbs	\$143.87	\$148.73	\$154.70



YEAR TO DATE

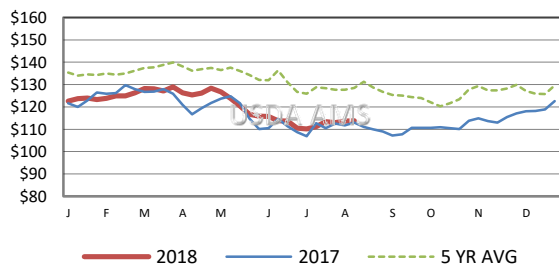


SOUTH CENTRAL REGION

Steers:	This Week	Last Week	Last Year
500-600 lbs	\$157.23	\$156.51	\$167.02
600-700 lbs	\$150.82	\$150.18	\$158.76
700-800 lbs	\$143.81	\$141.81	\$153.01




5 AREA WEEKLY WEIGHTED AVERAGE SLTR STEER PRICE (\$/CWT)



SOUTHEAST REGION

Steers:	This Week	Last Week	Last Year
400-500 lbs	\$148.68	\$148.28	\$158.02
500-600 lbs	\$141.71	\$143.00	\$151.54
600-700 lbs	\$135.43	\$137.06	\$143.09



USDA Livestock, Poultry, & Grain Market News

St. Joseph, Missouri
Phone: 816-676-7000



For detailed state-by-state feeder cattle quotes:

[National Feeder & Stocker Cattle Summary](#)

<http://www.ams.usda.gov/LSMarketNews>