

**National Daily Feeder and Stocker Cattle PM Summary**  
**St. Joseph, Missouri** **Wednesday, August 5, 2020**

<b>AMS 1249</b>		4,217		Tuesday	
<b>Ozarks Regional Stockyards</b>					
West Plains, MO					
Feeder Steers	400-500 lbs	159.00-175.00	Feeder Heifers	300-400 lbs	142.00-168.00
Medium &	500-600 lbs	147.00-165.00	Medium &	400-500 lbs	138.00-154.00
Large #1	600-700 lbs	144.00-156.00	Large #1	500-600 lbs	133.00-149.00
	700-800 lbs	134.00-147.00		600-700 lbs	130.00-142.00
	800-900 lbs	130.00-135.00		700-800 lbs	128.00-132.00

<b>AMS 1815</b>		1,676		Tuesday	
<b>Kingsville Livestock Auction</b>					
Kingsville, MO					
Feeder Steers	500-600 lbs	158.00-179.00	Feeder Heifers	300-400 lbs	169.00-173.00
Medium &	600-700 lbs	148.00-158.00	Medium &	400-500 lbs	149.50-166.00
Large #1	700-800 lbs	140.75-150.60	Large #1	500-600 lbs	141.00-144.50
	800-900 lbs			600-700 lbs	133.50-144.75
	900-1000 lbs	123.85		700-800 lbs	126.75-128.25

<b>AMS 1814</b>		1,082		Tuesday	
<b>Interstate Regional Stockyards</b>					
Cuba, MO					
Feeder Steers	300-400 lbs	180.00-189.00	Feeder Heifers	300-400 lbs	161.00-175.00
Medium &	400-500 lbs	161.00-175.00	Medium &	400-500 lbs	141.00-166.00
Large #1	500-600 lbs	154.50-167.00	Large #1	500-600 lbs	130.00-147.00
	600-700 lbs	145.00-155.00		600-700 lbs	129.00-142.50
	700-800 lbs	144.50		700-800 lbs	124.00-130.00

Wednesday

**CHICAGO MERCANTILE EXCHANGE LIVESTOCK FUTURES SETTLEMENT**

Live Cattle			Feeder Cattle		
		Change			Change
Aug	102.30	0.03	Aug	144.80	0.10
Oct	107.45	(0.03)	Sep	146.48	(0.15)
Dec	111.65	0.28	Oct	147.30	0.23

**Corn Settlements** **Soybean Settlements** Wednesday

**CHICAGO BOARD OF TRADE GRAIN FUTURES SETTLEMENT**

Corn			Soybeans		
		Change			Change
Sep	3.1100	0.0275	Aug	8.8200	(0.0175)
Dec	3.2325	0.0300	Sep	8.7625	(0.0350)
Mar	3.3550	0.0325	Nov	8.7875	(0.0300)

**KC Wheat** **Wheat** Change

<b>KANSAS CITY BOARD OF TRADE</b>		Sep	4.2650	0.0425
		Dec	4.3725	0.0425
		Mar	4.4825	0.0350

**AMS 2466** Wednesday

**5 AREA WKLY ACCUMULATED WTD AVG SLAUGHTER CATTLE PRICE**

	Head Count	Avg Weight	Avg Price
Live Steer	7,058	1,469	100.14
Live Heifer	3,758	1,287	99.88
Dressed Steer	239	929	160.44
Dressed Heifer			

**AMS 2453** Wednesday

**DAILY ESTIMATED BOXED BEEF CUTOUT VALUES**

Choice	Select	Choice Cuts		
600-900#	600-900#	Select Cuts		
203.57	190.82	Trimming	8	loads
(0.67)	0.37	Grinds	35	loads

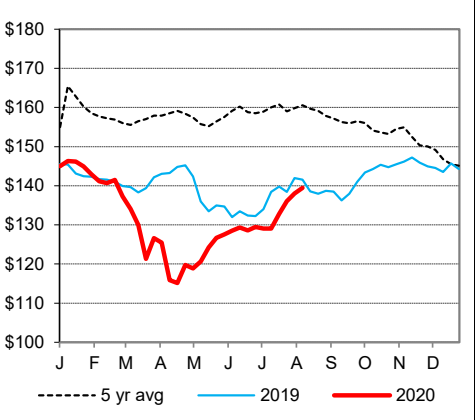
**SJ LS710** **AMS 1823** Tuesday

**ESTD DAILY CATTLE SLAUGHTER** **SLAUGHTER COW MARKET**

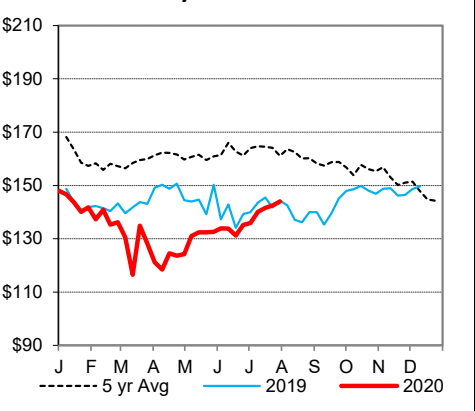
Wednesday	117,000	<b>Oklahoma National Stockyards</b>		
Week Ago (est)	119,000		Pct Lean	Price
Year Ago (act)	120,000	Breaking	75-80	70.00-75.00
Wk to date (est)	346,000	Boning	80-85	68.50-74.00
Last Week (est)	355,000	Lean	85-90	63.50-72.00
Last Year (act)	361,000	Tuesday		
Previous Day Estimated:	Steer and Heifer	91,000		
	Cow and Bull	25,000		

**USDA Livestock, Poultry & Grain Market News**

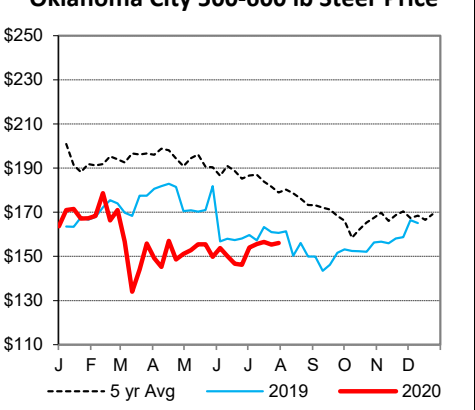
**CME Feeder Cattle Index**



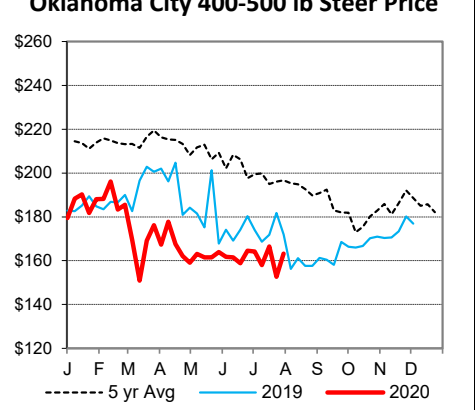
**Oklahoma City 700-800 lb Steer Price**



**Oklahoma City 500-600 lb Steer Price**



**Oklahoma City 400-500 lb Steer Price**



St. Joseph, Missouri  
 Phone: 816-676-7000  
 Email: [stjoe.lpgmn@usda.gov](mailto:stjoe.lpgmn@usda.gov)  
<http://www.ams.usda.gov/LSMarketNews>