

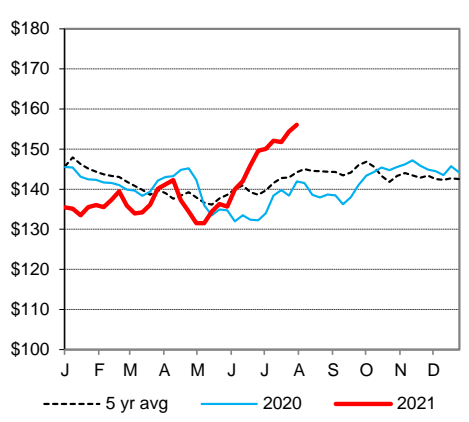
**AUCTION SUMMARY**

|                                   |              |                 |                |             |               |
|-----------------------------------|--------------|-----------------|----------------|-------------|---------------|
| <b>AMS 1249</b>                   |              | 3,006           |                | Tuesday     |               |
| <b>Ozarks Regional Stockyards</b> |              | West Plains, MO |                |             |               |
| Feeder Steers                     | 500-600 lbs  | 168.00-182.00   | Feeder Heifers | 300-400 lbs | 160.00-167.50 |
| Medium &                          | 600-700 lbs  | 165.00-175.00   | Medium &       | 400-500 lbs | 153.00-160.00 |
| Large #1                          | 700-800 lbs  | 149.00-165.00   | Large #1       | 500-600 lbs | 150.00-164.00 |
|                                   | 800-900 lbs  | 145.00-147.33   |                | 600-700 lbs | 144.00-158.00 |
|                                   | 900-1000 lbs | 145.00          |                | 700-800 lbs | 140.00        |

|                                     |             |                |                |             |               |
|-------------------------------------|-------------|----------------|----------------|-------------|---------------|
| <b>AMS 1245</b>                     |             | 1,731          |                | Tuesday     |               |
| <b>Kingsville Livestock Auction</b> |             | Kingsville, MO |                |             |               |
| Feeder Steers                       | 400-500 lbs | 176.50-198.50  | Feeder Heifers | 300-400 lbs | 160.00-180.00 |
| Medium &                            | 500-600 lbs | 175.00-188.00  | Medium &       | 400-500 lbs | 156.00-161.00 |
| Large #1                            | 600-700 lbs | 162.50-180.00  | Large #1       | 500-600 lbs | 149.50-164.50 |
|                                     | 700-800 lbs | 154.50-165.00  |                | 600-700 lbs | 146.50-154.00 |
|                                     | 800-900 lbs | 153.25-154.60  |                | 700-800 lbs | 142.85-155.10 |

|                                       |             |               |                |             |               |
|---------------------------------------|-------------|---------------|----------------|-------------|---------------|
| <b>AMS 1814</b>                       |             | 1,731         |                | Tuesday     |               |
| <b>Interstate Regional Stockyards</b> |             | Cuba, MO      |                |             |               |
| Feeder Steers                         | 300-400 lbs | 196.00        | Feeder Heifers | 300-400 lbs | 167.00        |
| Medium &                              | 400-500 lbs | 177.00-186.00 | Medium &       | 400-500 lbs | 161.00-170.00 |
| Large #1                              | 500-600 lbs | 163.00-170.50 | Large #1       | 500-600 lbs | 145.50-158.50 |
|                                       | 600-700 lbs | 157.50-167.00 |                | 600-700 lbs | 143.50-153.00 |
|                                       | 700-800 lbs | 149.00-160.00 |                | 700-800 lbs | 147.50        |

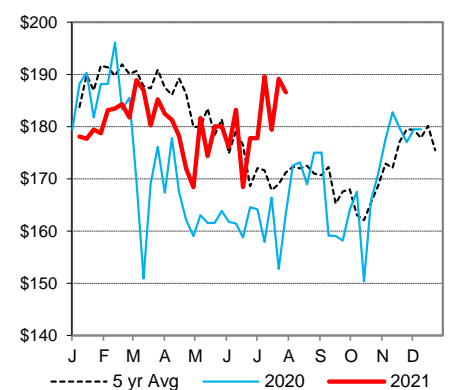
**CME Feeder Cattle Index**



**CHICAGO MERCANTILE EXCHANGE LIVESTOCK FUTURES SETTLEMENT** Wednesday

| Live Cattle |         |        | Feeder Cattle |         |        |
|-------------|---------|--------|---------------|---------|--------|
|             |         | Change |               |         | Change |
| Aug         | 124.050 | 0.800  | Aug           | 153.200 | 0.300  |
| Oct         | 128.970 | 3.820  | Sep           | 156.400 | 0.350  |
| Dec         | 133.950 | 0.750  | Oct           | 165.450 | 0.400  |

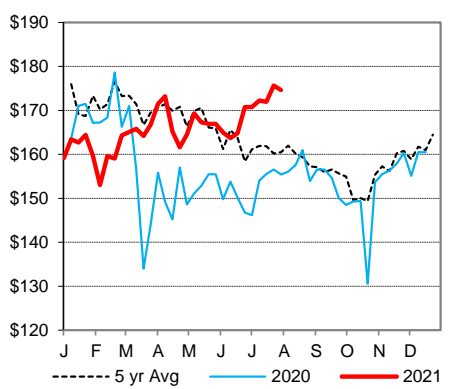
**Oklahoma City 400-500 lb Steer Price**



**CHICAGO BOARD OF TRADE GRAIN FUTURES SETTLEMENTS** Wednesday

| Corn |        |          | Soybeans |         |        |
|------|--------|----------|----------|---------|--------|
|      |        | Change   |          |         | Change |
| Sep  | 5.4575 | (0.0475) | Aug      | 14.0350 | 0.1125 |
| Dec  | 5.4675 | (0.0500) | Sep      | 13.3200 | 0.0825 |
| Mar  | 5.5500 | (0.0525) | Nov      | 13.2675 | 0.0600 |

**Oklahoma City 500-600 lb Steer Price**



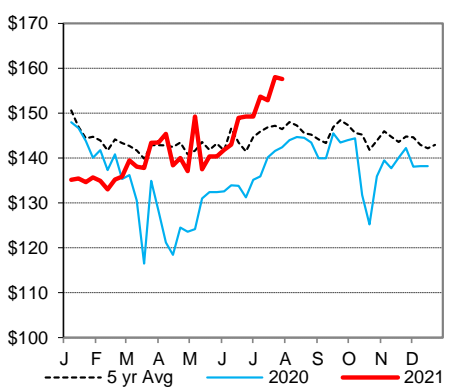
**KANSAS CITY BOARD OF TRADE** Wheat Change

|     |        |        |
|-----|--------|--------|
| Sep | 6.9425 | 0.0400 |
| Dec | 7.0550 | 0.0400 |
| Mar | 7.1450 | 0.0425 |

**AMS 2466** Wednesday

| 5 AREA WKLY ACCUMULATED WTD AVG SLAUGHTER CATTLE PRICE |            |            |           |
|--|------------|------------|-----------|
|  | Head Count | Avg Weight | Avg Price |
| Live Steer   | 6,817      | 1,484      | 124.61    |
| Live Heifer  | 1,017      | 1,223      | 120.08    |
| Dressed Steer  | 921        | 915        | 197.00    |
| Dressed Heifer   | 204        | 828        | 196.62    |

**Oklahoma City 700-800 lb Steer Price**



**AMS 2453** Wednesday

| DAILY ESTIMATED BOXED BEEF CUTOUT VALUES |                 |             |          |
|--|-----------------|-------------|----------|
| Choice                                   | Select          | Choice Cuts | 88 loads |
| <u>600-900#</u>                          | <u>600-900#</u> | Select Cuts | 19 loads |
| 289.34                                   | 271.15          | Trimming    | 19 loads |
| 3.50                                     | 3.66            | Grinds      | 19 loads |

**SJ LS710** **AMS 1788** Monday

| ESTD DAILY CATTLE SLAUGHTER    |                         | Springfield Livestock Marketing Center |                   |
|--------------------------------|-------------------------|--|-------------------|
|                                |                         |  | Avg Dressing      |
| Wednesday                      | 121,000                 |  |                   |
| Week Ago (est)                 | 120,000                 |  |                   |
| Year Ago (act)                 | 118,000                 | <u>Pct Lean</u>                        | <u>Price</u>      |
| Wk to date (est)               | 359,000                 | Breaking                               | 75-80 69.00-77.50 |
| Last Week (est)                | 358,000                 | Boning                                 | 80-85 67.00-75.50 |
| Last Year (act)                | 246,000                 | Lean                                   | 85-90 54.00-64.00 |
| <b>Previous Day Estimated:</b> | <b>Steer and Heifer</b> | Tuesday                                |                   |
|                                | <b>Cow and Bull</b>     |  |                   |
|                                |                         |  | 96,000            |
|                                |                         |  | 26,000            |