**TURKEY: Weekly National Fresh and Frozen Whole Young Turkeys (Fri)** **Fri. Dec 21, 2018**

**USDA Livestock, Poultry, & Grain Market News**

Weighted Average Prices, cents per pound, F.O.B. Shipper Dock Basis - Week Ending December 21, 2018

**FROZEN Whole Body Turkeys -** commodity pack or equivalent; minimum 10,000 lb lots; current negotiation for delivery within two weeks.

| U.S. Grade A - FROZEN | Current Week | | Last Week | | Last Year | | November Averages | | |
|---|---|---|---|---|---|---|---|---|---|
| | wtd avg (cents/lb) | volume (000 lbs.) | wtd avg (cents/lb) | volume (000 lbs.) | wtd avg (cents/lb) | volume (000 lbs.) | This Month | Last Month | Last Year |
| **8-16 lb. (Hens)** | 73.33 | 42 | 81.00 | 400 | 80.41 | 22 | 82.24 | 82.09 | 88.76 |
| **16-24 lb. (Toms)** | 73.00 | 12 | 81.21 | 280 | 80.18 | 25 | 79.50 | 79.87 | 88.74 |

[1] based on offers.

**FRESH Whole Body Turkeys -** with timers; for delivery within the next seven days.

| U.S. Grade A - FRESH | Current Week | | Last Week | | Last Year | | November Averages | | |
|---|---|---|---|---|---|---|---|---|---|
| | wtd avg (cents/lb) | volume (000 lbs.) | wtd avg (cents/lb) | volume (000 lbs.) | wtd avg (cents/lb) | volume (000 lbs.) | This Month | Last Month | Last Year |
| **Priced At Time Of Sale:** | | | | | | | | | |
| **8-16 lb. (Hens)** | 108.81 | 191.0 | 111.29 | 3,448.0 | 109.59 | 34.0 | 112.05 | 100.84 | 122.18 |
| **16-24 lb. (Toms)** | 108.59 | 160.0 | 110.97 | 2,502.0 | 108.63 | 32.0 | 112.07 | 97.24 | 121.89 |
| **Price To Be Determined:** | | | | | | | | | |
| **8-16 lb. (Hens)** | -- | 12.0 | -- | 50.0 | -- | 12.0 | -- | -- | -- |
| **16-24 lb. (Toms)** | -- | 25.0 | -- | 80.0 | -- | 30.0 | -- | -- | -- |

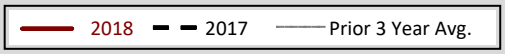


**National FROZEN Hen Trend**

(weighted average price in cents per pound; f.o.b. shipper dock)

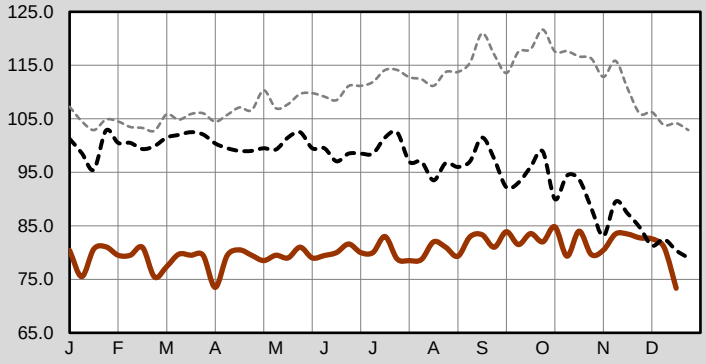


**National FRESH Hen Trend**

(weighted average price in cents per pound; f.o.b. shipper dock)

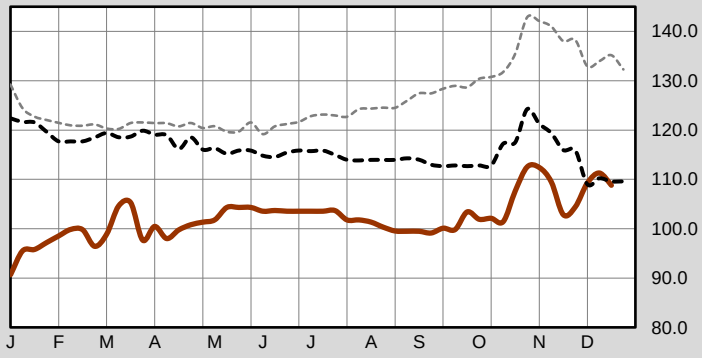


**Weekly Turkey: RTC Volume vs. Frozen Price**

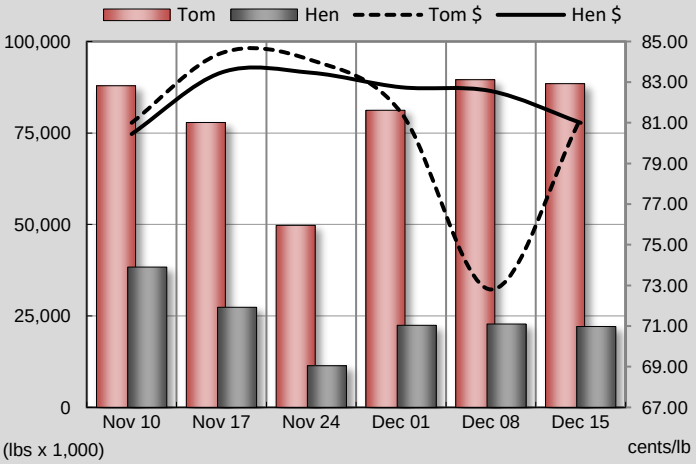


**Cold Storage Holdings - Frozen Hen Turkeys**

(1,000 pounds) Source: NASS Monthly Cold Storage

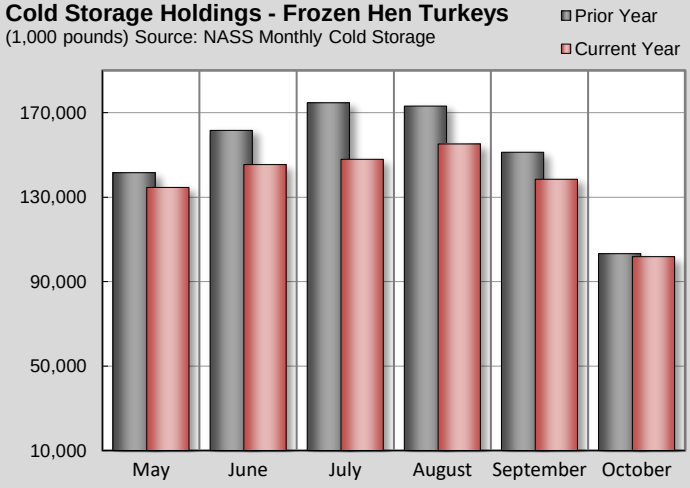


Source: USDA AMS Livestock, Poultry & Grain Market News; www.ams.usda.gov/market-news/livestock-poultry-grain

Des Moines, IA (515) 284-4460: Email: desm.lpgmn@ams.usda.gov Prepared: 21-Dec-18 9:37 AM Central Time

**TURKEY: Seasonal Specialty National Whole Young Turkeys (Fri)** **Fri. Dec 21, 2018**

**Agricultural Marketing Service, Poultry Market News & Analysis**

Prices in cents per pound, F.O.B. Shipper Dock Basis - Week Ending December 21, 2018

**Specialty[1] Whole Body Turkeys -** commodity pack or equivalent; consumer sizes; non-basted or equivalent w/o net and timer.

| USDA ORGANIC | Price Range | Average |
|---|---|---|
| Fresh | 231.00 - 415.00 | 327.07 |
| Frozen | Too few to report | |

| ANTIBIOTIC-FREE | Price Range | Average |
|---|---|---|
| Fresh | 124.00 - 364.00 | 206.75 |
| Frozen | Too few to report | |

| FREE RANGE | Price Range | Average |
|---|---|---|
| Fresh | Too few to report | |
| Frozen | Too few to report | |

This information will be published each week through the remainder of the Oct-Dec holiday marketing season.

Note: averages reflect the simple average of the range of reported prices.

[1] Specialty includes free-range, antibiotice-free, and USDA Certified Organic birds (grown and processed according to USDA's national organic standards and certified by USDA-accredited State and private certification organizations. For more information, visit www.ams.usda.gov/nop/.