

**Weekly Federally Inspected Slaughter and Meat Production - Cattle**

Friday, January 18, 2019

[SJ\\_LS710 - Estimated Daily Livestock Slaughter under Federal Inspection](#)

For Week Ending 01-19-2019

Week to Date: (est)	620,000	2019 Yr to date:	1,695,000
Same Period Last Week: (est)	626,000	2018 Yr to Date:	1,770,000
Same Period Last Year: (act)	613,000	Percent Change:	-4.2%

[SJ\\_LS712 - Estimated Weekly Meat Production Under Federal Inspection](#)

Estimated Beef Production (million lbs) and Slaughter Weights

Week Ending:		Live Wgt	Dressed Wgt
01-19-2019 (est)	515.1	1376 (est)	832 (est)
01-12-2019 (est)	520.3	1376 (est)	832 (est)
Change:	-1.0%		
01-20-2018 (act)	506.5	1377 (act)	829 (act)
Change:	1.7%		
2019 YTD:	1,407.1 million lbs.	2018 YTD:	1,468.5 million lbs.

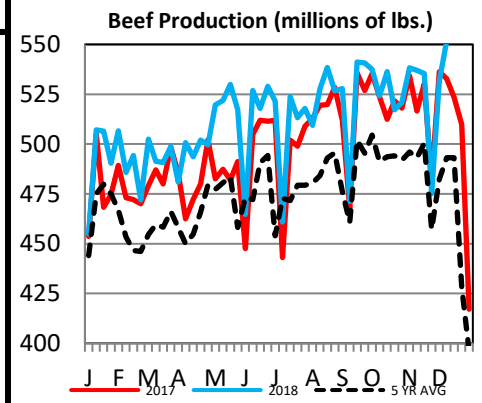
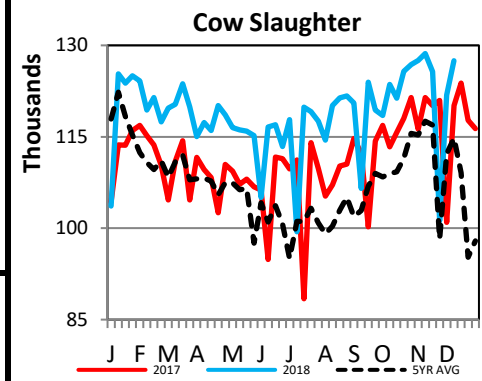
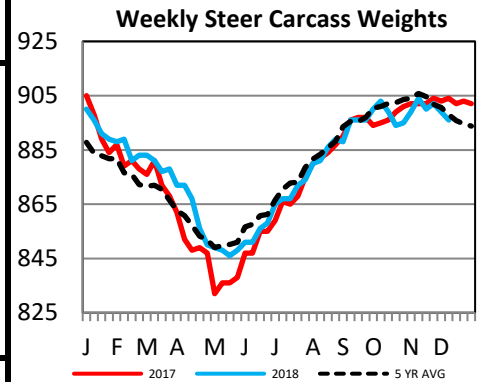
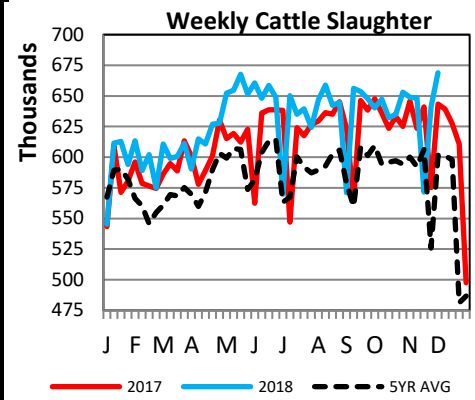
[SJ\\_LS711 - Actual Slaughter Under Fed. Inspection](#)

\*\*The USDA-NASS data used to populate this report is not available\*\*

[SJ\\_LS713 -US Federally Inspected Slaughter by Region](#)

\*\*The USDA-NASS data used to populate this report is not available\*\*

\*\*\*Totals may not add due to rounding \*\*\* States included in regions: 1-CT, ME, NH, VT, MA, RI; 2-NY, NJ; 3-DE, MD, PA, WV, VA; 4-AL, FL, GA, KY, MS, NC, SC, TN; 5- IL, IN, MI, MN, OH, WI; 6-AR, LA, NM, OK, TX; 7- IA, KS, MO, NE; 8- CO, MT, ND, SD, UT, WY; 9- AZ, CA, HI, NV; 10- AK, ID, OR, WA



**USDA Livestock, Poultry, and Grain Market News**

St. Joseph, Missouri  
 Phone: 816-676-7000  
 Email: [stjoe.lpgmn@ams.usda.gov](mailto:stjoe.lpgmn@ams.usda.gov)