

Weekly Federally Inspected Slaughter and Meat Production - Cattle

Friday, January 4, 2019

[SJ_LS710 - Estimated Daily Livestock Slaughter under Federal Inspection](#)

For Week Ending 01-05-2019

Week to Date: (est)	520,000	2019 Yr to date:	449,000
Same Period Last Week: (est)	438,000	2018 Yr to Date:	545,000
Same Period Last Year: (act)	545,000	Percent Change:	

[SJ_LS712 - Estimated Weekly Meat Production Under Federal Inspection](#)

Estimated Beef Production (million lbs) and Slaughter Weights

Week Ending:		Live Wgt	Dressed Wgt
01-05-2019 (est)	430.5	1374 (est)	829 (est)
12-29-2018 (est)	362.6	1374 (est)	829 (est)
Change:	18.7%		
01-06-2018 (act)	454.9	1382 (act)	836 (act)
Change:	-5.4%		
2019 YTD:	371.7 million lbs.	2018 YTD:	454.9 million lbs.

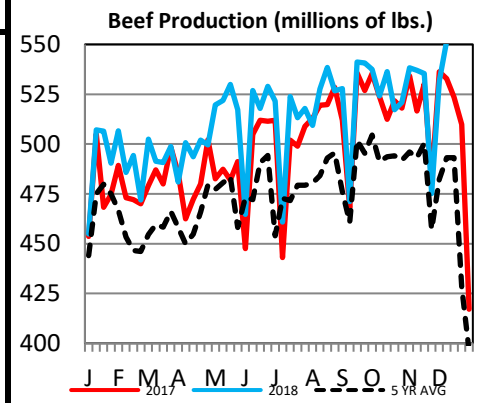
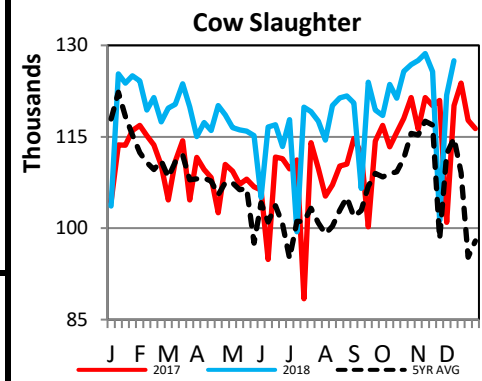
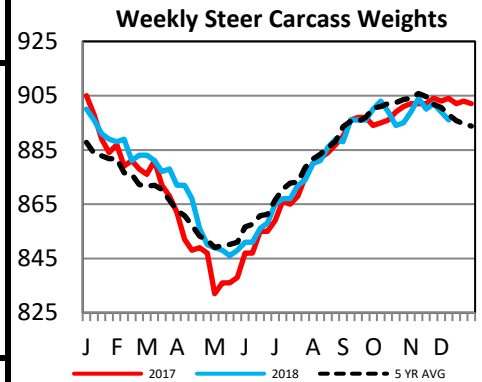
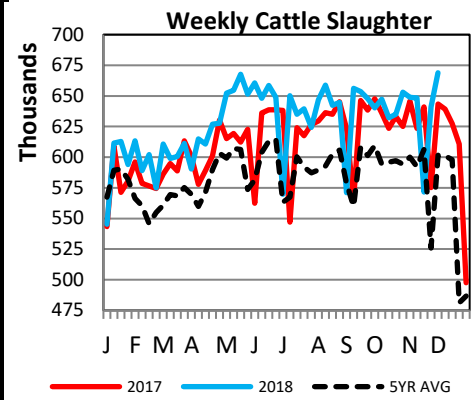
[SJ_LS711 - Actual Slaughter Under Fed. Inspection](#)

The USDA-NASS data used to populate this report is not available

[SJ_LS713 -US Federally Inspected Slaughter by Region](#)

The USDA-NASS data used to populate this report is not available

***Totals may not add due to rounding *** States included in regions: 1-CT, ME, NH, VT, MA, RI; 2-NY, NJ; 3-DE, MD, PA, WV, VA; 4-AL, FL, GA, KY, MS, NC, SC, TN; 5- IL, IN, MI, MN, OH, WI; 6-AR, LA, NM, OK, TX; 7- IA, KS, MO, NE; 8- CO, MT, ND, SD, UT, WY; 9- AZ, CA, HI, NV; 10- AK, ID, OR, WA



USDA Livestock, Poultry, and Grain Market News

St. Joseph, Missouri
 Phone: 816-676-7000
 Email: stjoe.lpgmn@ams.usda.gov