

Weekly Federally Inspected Slaughter and Meat Production - Cattle

Friday, February 1, 2019

[SJ_LS710 - Estimated Daily Livestock Slaughter under Federal Inspection](#)

For Week Ending 02-02-2019

Week to Date: (est)	593,000	2018 Yr to date:	2,898,000
Same Period Last Week: (est)	610,000	2017 Yr to Date:	2,977,000
Same Period Last Year: (act)	613,000	Percent Change:	-2.7%

[SJ_LS712 - Estimated Weekly Meat Production Under Federal Inspection](#)

Estimated Beef Production (million lbs) and Slaughter Weights

Week Ending:		Live Wgt	Dressed Wgt
02-02-2019 (est)	492.2	1375 (est)	830 (est)
01-26-2019 (est)	507	1376 (est)	832 (est)
Change:	-2.9%		
02-03-2018 (act)	506.6	1378 (act)	828 (act)
Change:	-2.8%		
2018 YTD:	2,406.3 million lbs.	2017 YTD:	2,465.5 million lbs.

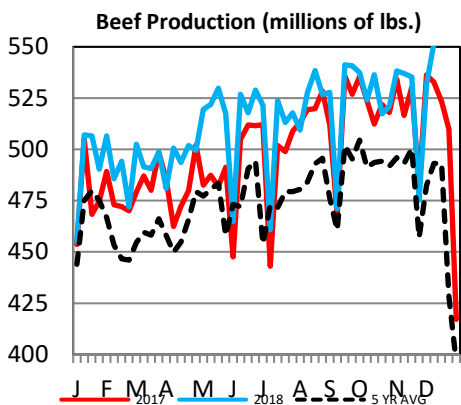
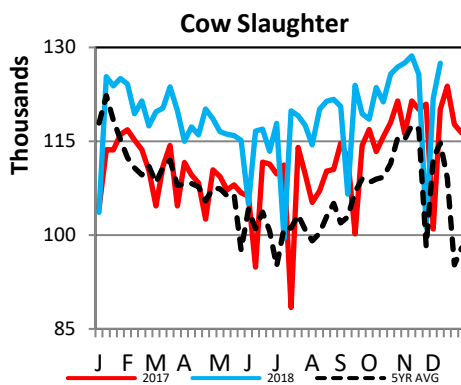
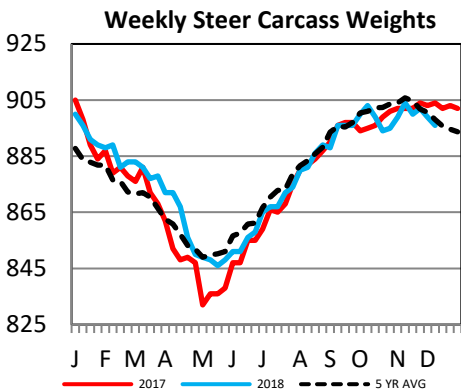
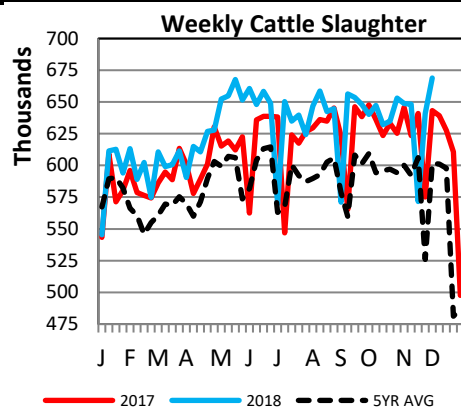
[SJ_LS711 - Actual Slaughter Under Fed. Inspection](#)

the USDA-NASS data used to populate this report is not available

the USDA-NASS data used to populate this report is not available

[SJ_LS713 -US Federally Inspected Slaughter by Region](#)

***Totals may not add due to rounding *** States included in regions: 1-CT, ME, NH, VT, MA, RI; 2- NY, NJ; 3-DE, MD, PA, WV, VA; 4-AL, FL, GA, KY, MS, NC, SC, TN; 5- IL, IN, MI, MN, OH, WI; 6- AR, LA, NM, OK, TX; 7- IA, KS, MO, NE; 8- CO, MT, ND, SD, UT, WY; 9- AZ, CA, HI, NV; 10- AK, ID, OR, WA



USDA Livestock, Poultry, and Grain Market News

St. Joseph, Missouri
 Phone: 816-676-7000
 Email: stjoe.lpgmn@ams.usda.gov