

**Weekly Federally Inspected Slaughter and Meat Production - Cattle**

Friday, December 28, 2018

[SJ\\_LS710 - Estimated Daily Livestock Slaughter under Federal Inspection](#)

For Week Ending 12-29-2018

Week to Date: (est)	659,000	2018 Yr to date:	32,002,000
Same Period Last Week: (est)	654,000	2017 Yr to Date:	31,202,000
Same Period Last Year: (act)	611,000	Percent Change:	2.6%

[SJ\\_LS712 - Estimated Weekly Meat Production Under Federal Inspection](#)

Estimated Beef Production (million lbs) and Slaughter Weights

Week Ending:		Live Wgt	Dressed Wgt
12-29-2018 (est)	632.6	1374 (est)	829 (est)
12-22-2018 (est)	546	1375 (est)	830 (est)
Change:	-33.6%		
12-30-2017 (act)	417.1	1384 (act)	840 (act)
Change:	-13.1%		
2018 YTD:	26,488.1 million lbs.	2017 YTD:	25,853.0 million lbs.

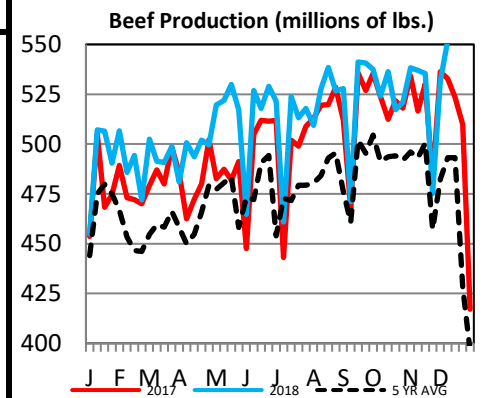
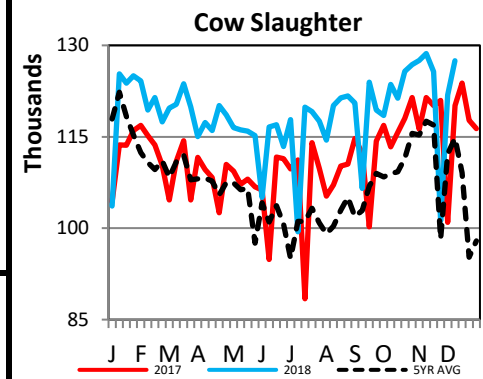
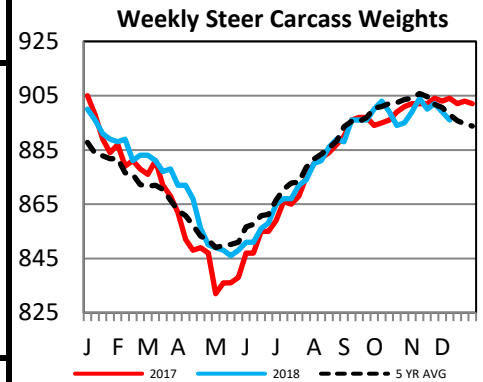
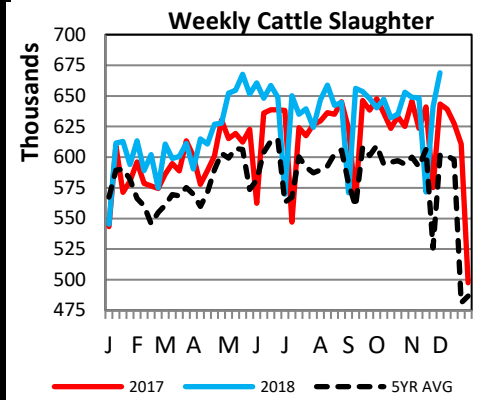
[SJ\\_LS711 - Actual Slaughter Under Fed. Inspection](#)

\*\*The USDA-NASS data used to populate this report is not available\*\*

[SJ\\_LS713 -US Federally Inspected Slaughter by Region](#)

\*\*The USDA-NASS data used to populate this report is not available\*\*

\*\*\*Totals may not add due to rounding \*\*\* States included in regions: 1-CT, ME, NH, VT, MA, RI; 2-NY, NJ; 3-DE, MD, PA, WV, VA; 4-AL, FL, GA, KY, MS, NC, SC, TN; 5- IL, IN, MI, MN, OH, WI; 6- AR, LA, NM, OK, TX; 7- IA, KS, MO, NE; 8- CO, MT, ND, SD, UT, WY; 9- AZ, CA, HI, NV; 10- AK, ID, OR, WA



**USDA Livestock, Poultry, and Grain Market News**

St. Joseph, Missouri  
 Phone: 816-676-7000  
 Email: [stjoe.lpgmn@ams.usda.gov](mailto:stjoe.lpgmn@ams.usda.gov)