

**DAILY DIRECT HOGS PLANT DELIVERED as of 1:30 PM**

Negotiated Barrow and Gilt:	Carcass Base Price	Live Price
<u>NATIONAL - AMS 2513/LM HG203:</u>		
Range:	\$55.00 - \$65.00	\$43.50 - \$49.00
Weighted Average:	\$59.55	\$48.27
Change from Prior Day:	1.27 lower	no comparison
Receipts:	5,161	394

<u>IOWA/MINNESOTA - AMS 2516/LM HG206:</u>		
Weighted Average:	\$61.06	*Price not reported due to confidentiality*
Change from Prior Day:	2.10 lower	

<u>WESTERN CORNBELT - AMS 2522/LM HG212:</u>		
Weighted Average:	\$61.04	*Price not reported due to confidentiality*
Change from Prior Day:	2.03 lower	

<u>EASTERN CORNBELT - AMS 2520/LM HG210:</u>		
Weighted Average:	*Price not reported due to confidentiality*	\$48.27
Change from Prior Day:		no comparison

NATIONAL DAILY PORK REPORT FOB PLANT- AMS 2498/LM PK602:

Carcass Cutout Values		Change:	
Primal Loin	93.25	(-5.59)	0.74
Primal Butt	83.81		1.96
Primal Picnic	81.37		0.75
Primal Rib	61.27	(-2.63)	
Primal Ham	143.36	(-12.71)	
Primal Belly	84.43	(-17.02)	
Total Loads	157.32		
Pork Cuts	345.34		
Trim/Process Pork	307.08 lds.		
	38.25 lds.		

Weekly USDA By-Product Drop Value (Hog): 4.33 (-0.03)

DAILY HOG SLAUGHTER UNDER FIS - AMS 3208/SJ LS710

Today (est)	486,000	<b>Saturday:</b>	244,000
Week Ago (est)	487,000		264,000
Year Ago (act)	480,000		253,000
Week to Date (est)	2,435,000		2,679,000
Same Period Last Week (est)	2,424,000		2,688,000
Same Period Last Year (act)	2,438,000		2,690,000

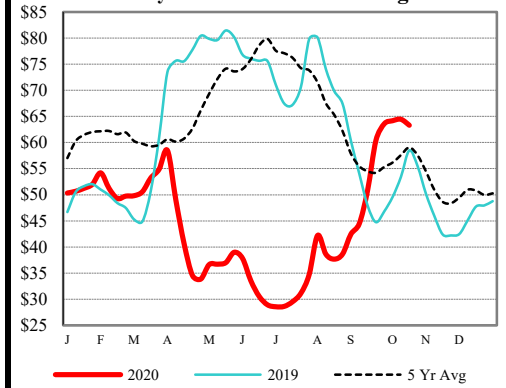
CME Lean Hog Close	High	Low	Change	Settle
DEC	67.23	65.70	0.83	67.03
FEB	67.38	66.20	0.08	66.93
APR	70.13	69.10	0.03	69.73
MAY	74.33	73.85	(-0.33)	74.18

CME Lean Hog Delayed Futures

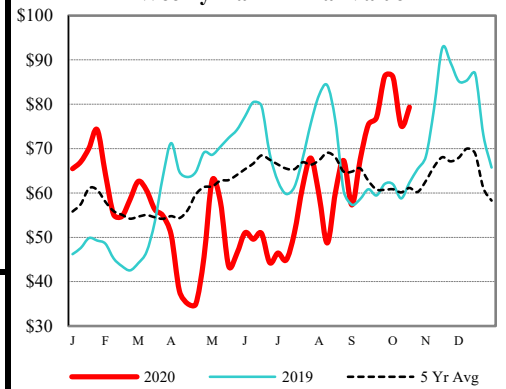
US Direct Delivered Feeder Pig Summary for Weekending 23-Oct-20

Formula, Cash, & Composite Wtd Avg Prices				
		Formula	Cash	Composite
SEW	10-12 lb Basis	38.94	35.98	37.75
Feeder Pigs	40 lb Basis		45.05	45.05

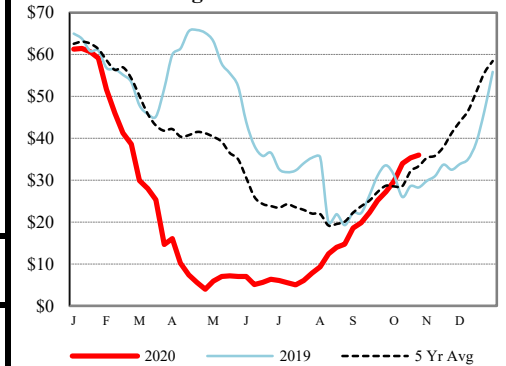
Weekly National P.M. Wtd Avg



Weekly Ham Primal Value



SEW Pigs - 10# Basis - Delivered



Pork Production

