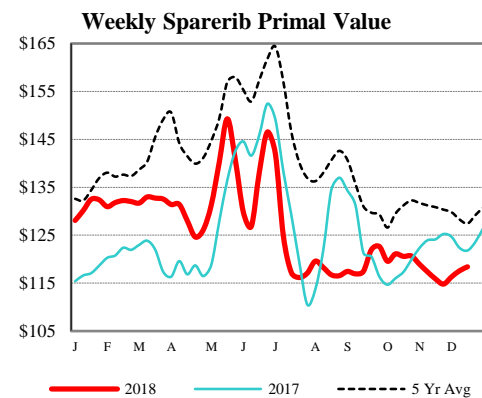
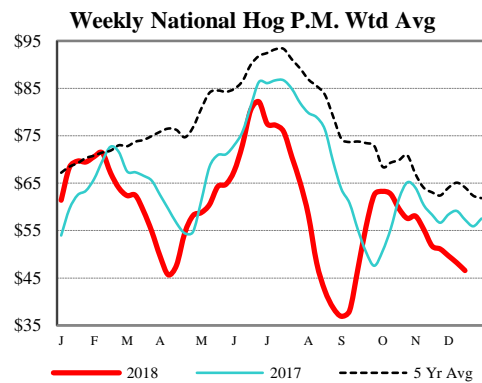


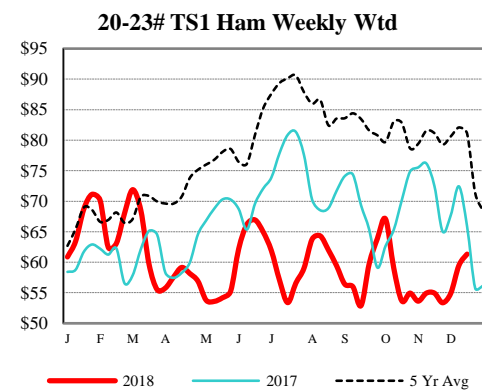
DAILY DIRECT HOGS PLANT DELIVERED as of 1:30 PM

Negotiated Barrow and Gilt:	Carcass Base Price	Live Price
<u>NATIONAL - LM_HG203:</u>		
Range:	\$40.00 - \$46.49	\$32.00 - \$45.00
Weighted Average:	\$45.44	\$37.43
Change from Prior Day:	0.40 lower	0.44 lower
Receipts:	4,702	1,201
<u>IOWA/MINNESOTA - LM_HG206:</u>		
Range:	\$40.00 - \$45.00	\$34.86 - \$45.00
Weighted Average:	\$44.20	\$38.53
Change from Prior Day:	1.08 lower	no comparison
Receipts:	1,377	583
<u>WESTERN CORNBELT - LM_HG212:</u>		
Range:	\$40.00 - \$45.00	\$34.86 - \$45.00
Weighted Average:	\$44.09	\$38.53
Change from Prior Day:	1.17 lower	no comparison
Receipts:	1,527	583
<u>EASTERN CORNBELT - LM_HG210:</u>		
Range:	N/A - N/A	\$34.60 - \$40.00
Weighted Average:	N/A	\$37.23
Change from Prior Day:	N/A	no comparison
Receipts:	2,870	500



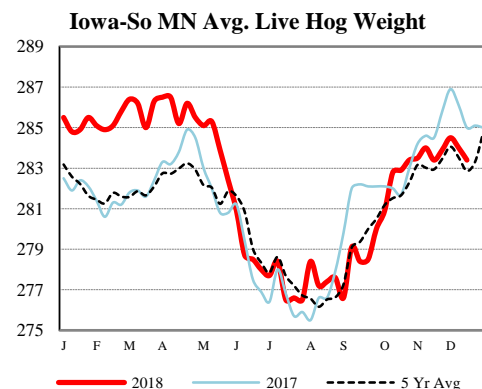
NATIONAL DAILY PORK REPORT FOB PLANT- LM_PK602:

Carcass Cutout Values	69.77	Change:	(-2.23)
Primal Loin	64.51		(-0.99)
Primal Butt	84.42		(-3.46)
Primal Picnic	51.14		(-5.36)
Primal Rib	119.52		(-2.24)
Primal Ham	47.76		(-1.45)
Primal Belly	118.65		(-3.75)
Total Loads	312.29		
Pork Cuts	270.18	Lds	
Trim/Process Pork	42.11	Lds	



DAILY EST. HOG SLAUGHTER UNDER FIS - SJ_LS710

Today (est)	479,000
Week Ago (est)	477,000
Year Ago (act)	469,000
Week to Date (est)	1,433,000
Same Period Last Week (est)	1,435,000
Same Period Last Year (act)	1,411,000



CME Lean Hog Close	High	Low	Settle	Change
FEB	63.53	62.20	62.70	0.05
APR	68.68	67.50	67.88	0.05
MAY	74.25	73.50	73.75	0.05
JUN	82.23	81.33	81.70	0.22

CME Lean Hog Delayed Futures

IOWA-SOUTHERN MINNESOTA WEEKLY AVERAGE WEIGHT - NW_LS720

For Week Ending Sat, 15-Dec-18	Ending	Head Count	Average Weight
	12/15/2018	819,000	283.4
Week Ago:	12/8/2018	828,000	284.0
Year Ago:	12/16/2017	846,000	285.0

USDA Livestock, Poultry & Grain Market News
Des Moines, Iowa
Phone: 515-284-4460
Email: Desm.LPGMN@ams.usda.gov

[USDA AMS Livestock, Poultry & Grain Market News Portal](#)