

DAILY DIRECT HOGS PLANT DELIVERED as of 1:30 PM

Negotiated Barrow and Gilt: Carcass Base Price Live Price
NATIONAL - AMS 2675/LM HG203:

Range:	\$44.00 \$55.00	
Weighted Average:	\$52.72	*Price not reported due to confidentiality*
Change from Prior Day:	1.26 lower	
Head Count:	4,923	252

IOWA/MINNESOTA - AMS 2675/LM HG206:

Weighted Average:	\$54.30	*Price not reported due to confidentiality*
-------------------	---------	---

WESTERN CORNBELT - AMS 2675/LM HG212:

Weighted Average:	\$54.19	*Price not reported due to confidentiality*
-------------------	---------	---

EASTERN CORNBELT - AMS 2675/LM HG210:

Weighted Average:	\$52.10	*Price not reported due to confidentiality*
-------------------	---------	---

NATIONAL DAILY PORK REPORT FOB PLANT- AMS 2498/LM PK602:

Carcass Cutout Values	80.07	Change:	(-0.48)
Primal Loin	73.84		0.86
Primal Butt	69.91		5.02
Primal Picnic	53.73		8.69
Primal Rib	147.86		(-1.20)
Primal Ham	74.55		(-2.69)
Primal Belly	119.00		(-9.08)
Total Loads	362.86		
Pork Cuts	336.42	lds.	
Trim/Process Pork	26.43	lds.	

Weekly USDA By-Product Drop Value (Hog): 4.41 0.04

DAILY HOG SLAUGHTER UNDER FIS - AMS 3208/SJ LS710

Today (est)	386,000	Saturday:	290,000
Week Ago (est)	487,000		391,000
Year Ago (act)	438,000		69,000
Week to Date (est)	2,364,000		2,654,000
Same Period Last Week (est)	2,458,000		2,849,000
Same Period Last Year (act)	2,429,000		2,496,000

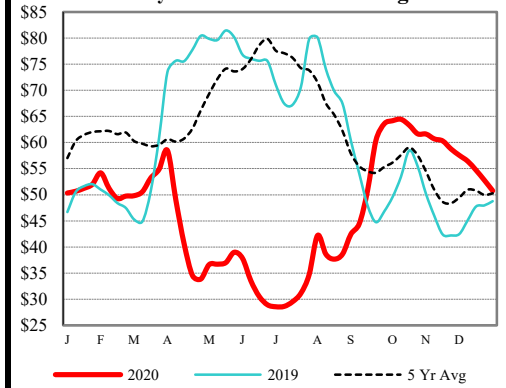
CME Lean Hog Close	High	Low	Change	Settle
FEB	68.20	66.15	1.63	67.93
APR	72.90	71.43	0.58	72.65
MAY	77.90	76.90	0.15	77.60
JUN	84.75	83.55	0.05	84.38

CME Lean Hog Delayed Futures

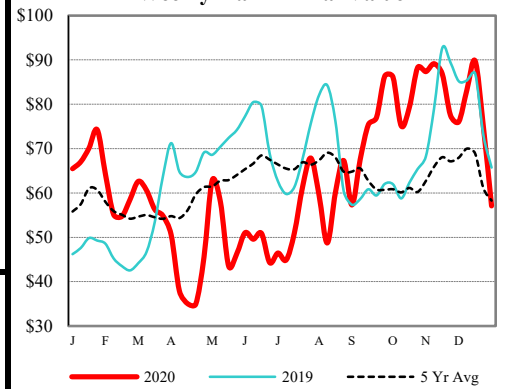
US Direct Delivered Feeder Pig Summary for Weekending 15-Jan-21

Formula, Cash, & Composite Wtd Avg Prices				
		<u>Formula</u>	<u>Cash</u>	<u>Composite</u>
SEW	10-12 lb Basis	49.09	59.54	55.60
Feeder Pigs	40 lb Basis		65.12	65.12

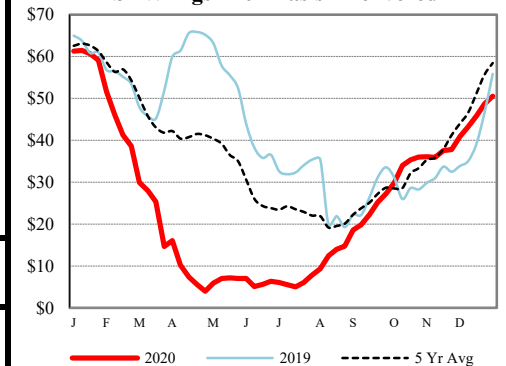
Weekly National P.M. Wtd Avg



Weekly Ham Primal Value



SEW Pigs - 10# Basis - Delivered



Pork Production

