

DAILY DIRECT HOGS PLANT DELIVERED as of 1:30 PM

Negotiated Barrow and Gilt:	Carcass Base Price	Live Price
NATIONAL - AMS 2513/LM HG203:		
Range:	58.00 - \$64.00	
Weighted Average:	\$61.76	*Price not reported due to confidentiality*
Change from Prior Day:	0.80 lower	
Receipts:	6,960	

[IOWA/MINNESOTA - AMS 2516/LM HG206:](#)

Weighted Average:	*Price not reported due to confidentiality*	*Price not reported due to confidentiality*
Change from Prior Day:		

[WESTERN CORNBELT - AMS 2522/LM HG212:](#)

Weighted Average:	\$62.28	*Price not reported due to confidentiality*
Change from Prior Day:	0.85 lower	

[EASTERN CORNBELT - AMS 2520/LM HG210:](#)

Weighted Average:	*Price not reported due to confidentiality*	*Price not reported due to confidentiality*
Change from Prior Day:		

[NATIONAL DAILY PORK REPORT FOB PLANT - AMS 2498/LM PK602:](#)

Carcass Cutout Values		Change:	
Primal Loin	84.52		(4.31)
Primal Butt	77.30		(0.59)
Primal Picnic	74.99		(7.76)
Primal Rib	60.71		0.30
Primal Ham	135.76		(10.76)
Primal Belly	83.54		3.13
Total Loads	121.58		(22.31)
Pork Cuts	437.41	Lds	
Trim/Process Pork	395.94	Lds	
	41.47		

[DAILY HOG SLAUGHTER UNDER FIS - AMS 3208/SJ LS710](#)

Today (est)	492,000
Week Ago (est)	492,000
Year Ago (act)	476,000
Week to Date (est)	1,471,000
Same Period Last Week (est)	1,457,000
Same Period Last Year (act)	1,459,000

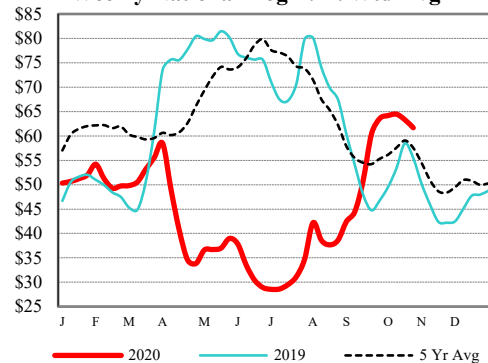
CME Lean Hog Close	High	Low	Change	Settle
DEC	67.33	65.83	(1.28)	66.38
FEB	67.43	65.68	(1.85)	66.20
APR	69.90	68.20	(1.63)	68.75
MAY	74.20	73.05	(1.15)	73.55

[CME Lean Hog Delayed Futures](#)

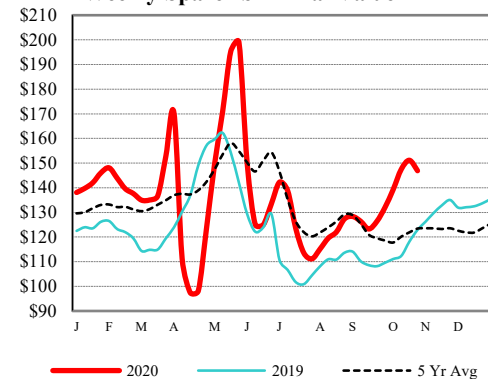
[IOWA-SOUTHERN MINNESOTA WEEKLY AVERAGE WEIGHT - AMS 2840/NW LS720](#)

For Week Ending Sat, 24-Oct-20	Ending	Head Count	Average Weight
	10/24/2020	865,000	285.9
Week Ago:	10/17/2020	869,000	285.1
Year Ago:	10/26/2019	819,000	286.4

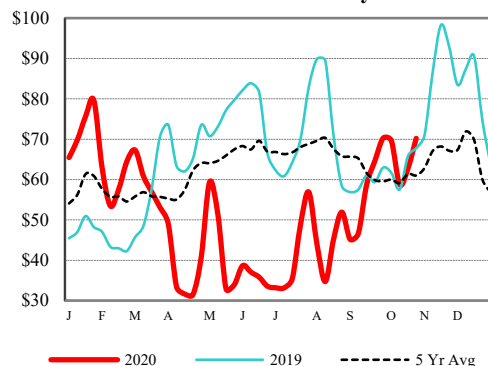
Weekly National Hog P.M. Wtd Avg



Weekly Sparerib Primal Value



23-27# Trm'd Ham Weekly Wtd



Iowa-So MN Avg. Live Hog Weight

