

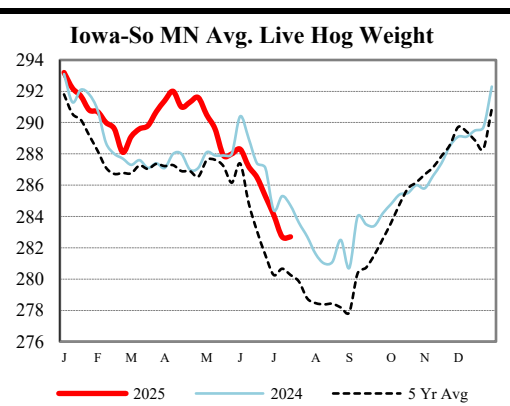
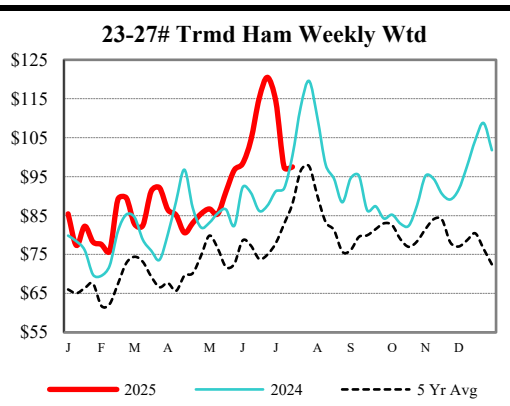
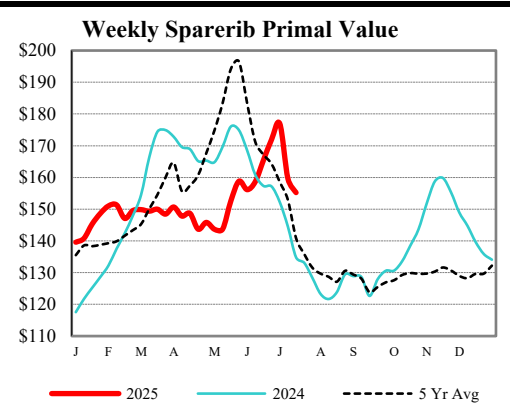
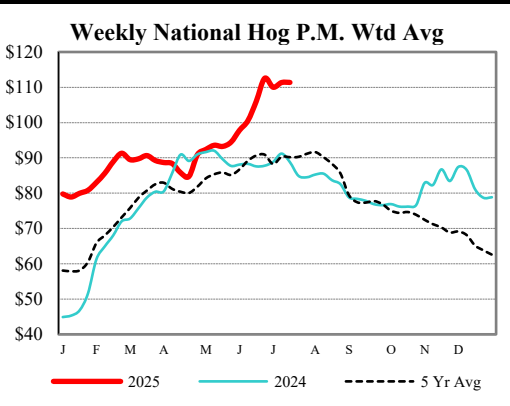
| DAILY DIRECT HOGS PLANT DELIVERED as of 1:30 PM | | | | |
|---|--|--------------------|----------|-----------------|
| Negotiated Barrow and Gilt: | | Carcass Base Price | | Live Price |
| <u>NATIONAL - AMS 2675/LM_HG203:</u> | | | | |
| Range: | | \$101.00 | \$116.50 | \$76.75 \$88.40 |
| Weighted Average: | | \$112.72 | | \$83.07 |
| Change from Prior Day: | | \$0.12 | | \$2.64 |
| Head Count: | | 8,772 | | 355 |
| <u>IOWA/MINNESOTA - AMS 2675/LM_HG206:</u> | | | | |
| Weighted Average: | | \$112.43 | | * |
| Change from Prior Day: | | (-\$1.05) | | * |
| <u>WESTERN CORNBELT - AMS 2675/LM_HG212:</u> | | | | |
| Weighted Average: | | \$112.43 | | * |
| Change from Prior Day: | | (-\$0.53) | | * |
| <u>EASTERN CORNBELT - AMS 2675/LM_HG210:</u> | | | | |
| Weighted Average: | | * | | * |
| Change from Prior Day: | | * | | * |
| *Price not reported due to confidentiality. | | | | |

| | | | | |
|--|--------|---------|--|--|
| <u>NATIONAL DAILY PORK REPORT FOB PLANT - AMS 2498/LM_PK602:</u> | | | | |
| Carcass Cutout Values | 114.74 | Change: | 0.72 | |
| Primal Loin | 98.39 | | (-1.91) | |
| Primal Butt | 121.24 | | (-3.53) | |
| Primal Picnic | 93.22 | | 0.69 | |
| Primal Rib | 153.63 | | 0.62 | |
| Primal Ham | 106.28 | | 1.58 | |
| Primal Belly | 184.92 | | 4.92 | |
| Total Loads | 253.83 | | | |
| Pork Cuts | 227.53 | Lds | | |
| Trim/Process Pork | 26.30 | Lds | | |

| | |
|--|-----------|
| <u>DAILY HOG SLAUGHTER UNDER FIS - AMS 3208/SJ_LS710</u> | |
| Today (est) | 477,000 |
| Week Ago (est) | 471,000 |
| Year Ago (act) | 479,750 |
| Week to Date (est) | 1,408,000 |
| Same Period Last Week (est) | 1,418,000 |
| Same Period Last Year (act) | 1,434,663 |

| | | | | | |
|---|--------|--------|---------|--------|---------|
| <u>National Daily Direct Hog Prior Day Report - Slaughtered Swine - AMS 2511/LM_HG201</u> | | | | | |
| Producer Sold: | NEG | OMF | SPMF | OPA | Total |
| Head Count | 4,288 | 31,049 | 115,855 | 72,459 | 223,991 |
| Carcass Base Price | 112.97 | 101.17 | 105.45 | 98.33 | 102.71 |
| Average Net Price | 114.33 | 104.39 | 107.17 | 100.28 | 104.66 |
| ***Negotiated Formula included in total*** *Price not reported due to confidentiality. | | | | | |

| | | | |
|--|---------------|--------------|---------------|
| <u>IOWA-SOUTHERN MINNESOTA WEEKLY AVERAGE WEIGHT - AMS 2840/NW_LS720</u> | | | |
| For Week Ending Sat, | | Head | Average |
| Jul 12, 2025 | <u>Ending</u> | <u>Count</u> | <u>Weight</u> |
| | 7/12/2025 | 766,000 | 282.7 |
| Week Ago: | 7/5/2025 | 602,000 | 282.7 |
| Year Ago: | 7/13/2024 | 748,000 | 284.7 |



USDA Livestock, Poultry & Grain Market News
Des Moines, Iowa | PH 515-284-4460
Email: Desm.LPGMN@usda.gov

<https://mymarketnews.ams.usda.gov/viewReport/2872>

[USDA AMS Livestock, Poultry & Grain Market News](#)