

DAILY DIRECT HOGS PLANT DELIVERED as of 1:30 PM

Negotiated Barrow and Gilt: Carcass Base Price Live Price

NATIONAL - AMS 2513/LM HG203:

Range: 51.00 - \$58.50
 Weighted Average: \$57.39 *Price not reported due to confidentiality*
 Change from Prior Day: 0.50 lower
 Receipts: 4,890

IOWA/MINNESOTA - AMS 2516/LM HG206:

Weighted Average: \$56.19 *Price not reported due to confidentiality*
 Change from Prior Day: 1.33 lower

WESTERN CORNBELT - AMS 2522/LM HG212:

Weighted Average: \$56.92 *Price not reported due to confidentiality*
 Change from Prior Day: 0.68 lower

EASTERN CORNBELT - AMS 2520/LM HG210:

Weighted Average: *Price not reported due to confidentiality* *Price not reported due to confidentiality*
 Change from Prior Day: *Price not reported due to confidentiality*

NATIONAL DAILY PORK REPORT FOB PLANT - AMS 2498/LM PK602:

Carcass Cutout Values	78.35	Change:	0.77
Primal Loin	75.08		4.17
Primal Butt	76.12		(2.69)
Primal Picnic	68.89		(0.41)
Primal Rib	135.27		0.93
Primal Ham	76.05		0.62
Primal Belly	93.43		(0.02)
Total Loads	396.71		
Pork Cuts	356.23	Lds	
Trim/Process Pork	40.48	Lds	

DAILY HOG SLAUGHTER UNDER FIS - AMS 3208/SJ LS710

Today (est)	494,000
Week Ago (est)	494,000
Year Ago (act)	479,000
Week to Date (est)	1,488,000
Same Period Last Week (est)	1,464,000
Same Period Last Year (act)	1,462,000

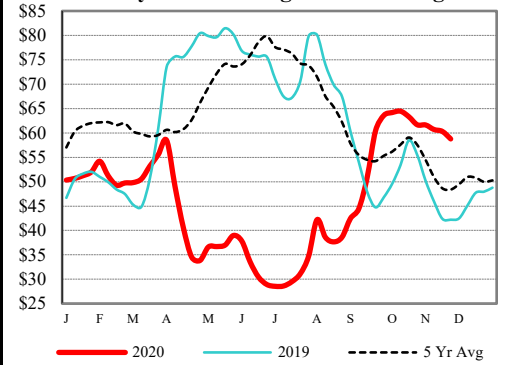
CME Lean Hog Close	High	Low	Change	Settle
DEC	66.33	64.93	0.88	66.18
FEB	67.85	66.53	0.93	67.68
APR	70.90	70.08	0.53	70.75
MAY	75.85	75.05	0.63	75.80

CME Lean Hog Delayed Futures

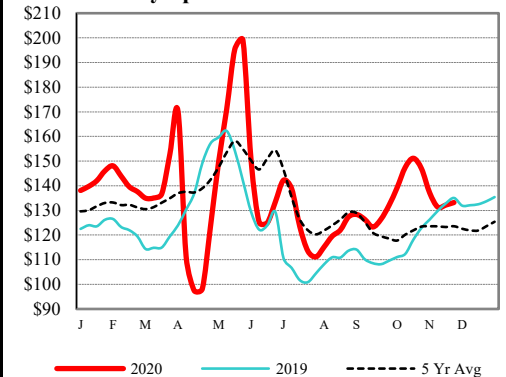
IOWA-SOUTHERN MINNESOTA WEEKLY AVERAGE WEIGHT - AMS 2840/NW LS720

For Week Ending Sat, 21-Nov-20	Ending	Head Count	Average Weight
	11/21/2020	853,000	288.7
Week Ago:	11/14/2020	862,000	289.1
Year Ago:	11/23/2019	891,000	287.1

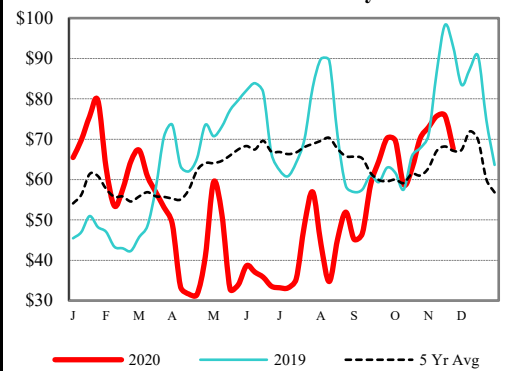
Weekly National Hog P.M. Wtd Avg



Weekly Sparerib Primal Value



23-27# Trmrd Ham Weekly Wtd



Iowa-So MN Avg. Live Hog Weight

