

DAILY DIRECT HOGS PLANT DELIVERED as of 1:30 PM

Negotiated Barrow and Gilt:	Carcass Base Price	Live Price
<u>NATIONAL - LM_HG203:</u>		
Range:	\$44.00 - \$49.00	N/A - N/A
Weighted Average:	\$47.89	N/A
Change from Prior Day:	0.29 lower	N/A
Receipts:	8,027	143

<u>IOWA/MINNESOTA - LM_HG206:</u>		
Range:	\$44.00 - \$49.00	N/A - N/A
Weighted Average:	\$47.81	N/A
Change from Prior Day:	0.33 lower	N/A
Receipts:	3,712	45

<u>WESTERN CORNBELT - LM_HG212:</u>		
Range:	\$44.00 - \$49.00	N/A - N/A
Weighted Average:	\$47.80	N/A
Change from Prior Day:	0.34 lower	N/A
Receipts:	3,757	108

<u>EASTERN CORNBELT - LM_HG210:</u>		
Range:	N/A - N/A	N/A - N/A
Weighted Average:	N/A	N/A
Change from Prior Day:	N/A	N/A
Receipts:	3,920	35

NATIONAL DAILY PORK REPORT FOB PLANT- LM_PK602:

Carcass Cutout Values	60.17	Change:	0.26
Primal Loin	60.04		(-0.91)
Primal Butt	67.99		(-1.37)
Primal Picnic	34.97		0.04
Primal Rib	116.42		(-5.62)
Primal Ham	44.55		2.23
Primal Belly	96.01		2.30
Total Loads	356.64		
Pork Cuts	326.12	Lds	
Trim/Process Pork	30.52	Lds	

DAILY EST. HOG SLAUGHTER UNDER FIS - SJ_LS710

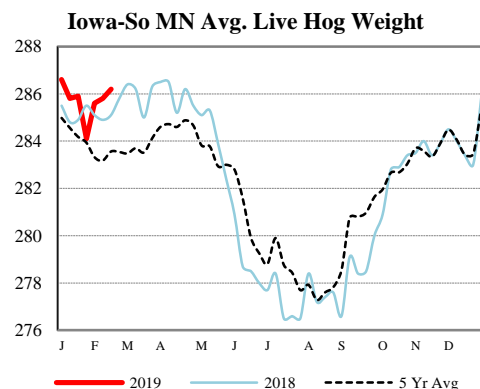
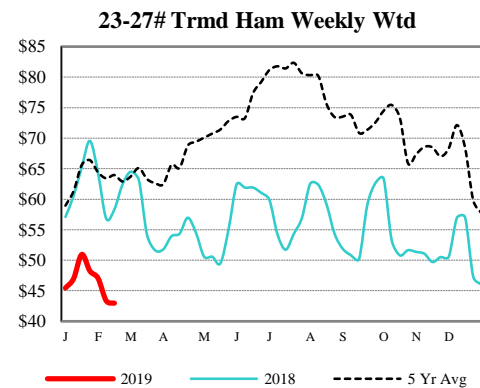
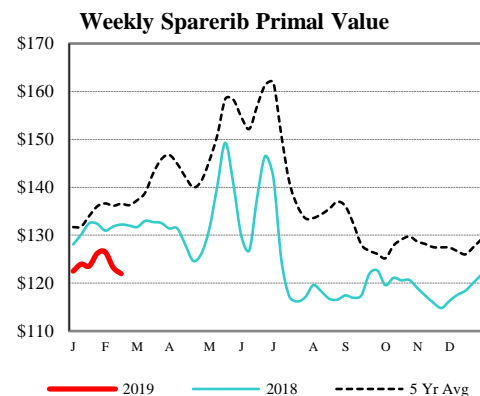
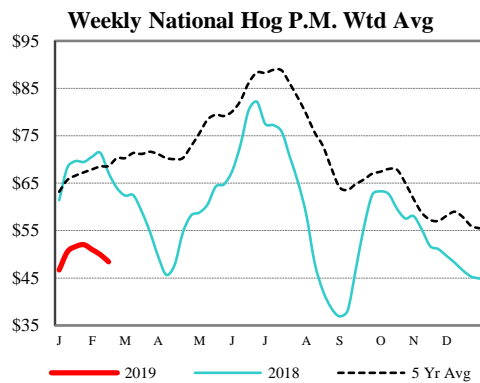
Today (est)	463,000
Week Ago (est)	464,000
Year Ago (act)	464,000
Week to Date (est)	1,415,000
Same Period Last Week (est)	1,361,000
Same Period Last Year (act)	1,339,000

CME Lean Hog Close	High	Low	Settle	Change
APR	56.40	52.25	52.98	(-3.55)
MAY	65.78	62.65	63.03	(-2.42)
JUN	74.55	72.20	72.75	(-0.97)
JLY	77.65	75.03	75.70	(-1.32)

CME Lean Hog Delayed Futures

IOWA-SOUTHERN MINNESOTA WEEKLY AVERAGE WEIGHT - NW_LS720

For Week Ending Sat,	Head	Average
17-Feb-19	Count	Weight
	2/17/2019	791,000 286.2
Week Ago:	2/10/2019	818,000 285.8
Year Ago:	2/18/2018	771,000 285.1



USDA Livestock, Poultry & Grain Market News

Des Moines, Iowa

Phone: 515-284-4460

Email: Desm.LPGMN@ams.usda.gov

[USDA AMS Livestock, Poultry & Grain Market News Portal](#)