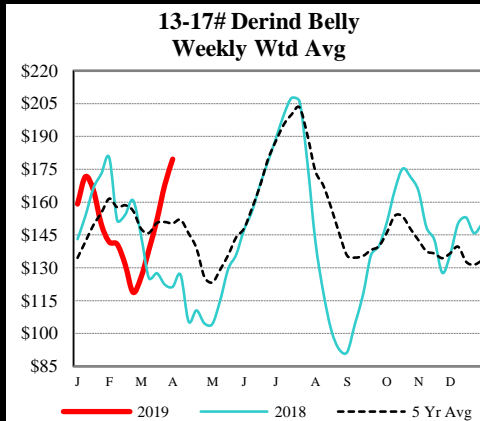
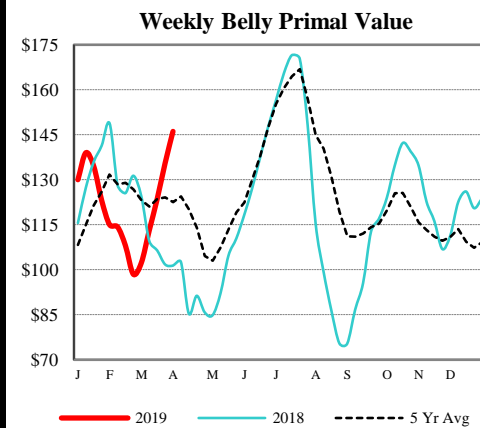
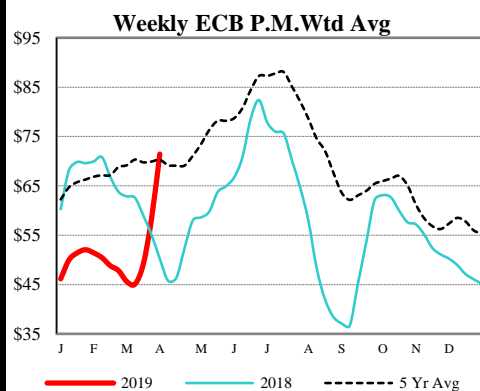


DAILY DIRECT HOGS PLANT DELIVERED as of 1:30 PM

Negotiated Barrow and Gilt:	Carcass Base Price	Live Price
<u>NATIONAL - LM HG203:</u>		
Range:	\$67.00 - \$78.50	\$50.00 - \$61.00
Weighted Average:	\$76.37	\$57.86
Change from Prior Day:	1.15 higher	0.39 higher
Receipts:	8,486	1,482
<u>IOWA/MINNESOTA - LM HG206:</u>		
Range:	\$70.00 - \$78.50	N/A - N/A
Weighted Average:	\$77.25	N/A
Change from Prior Day:	0.95 higher	N/A
Receipts:	5,855	490
<u>WESTERN CORNBELT - LM HG212:</u>		
Range:	\$67.00 - \$78.50	\$50.00 - \$59.75
Weighted Average:	\$76.77	\$58.22
Change from Prior Day:	1.41 higher	no comparison
Receipts:	6,285	703
<u>EASTERN CORNBELT - LM HG210:</u>		
Range:	N/A - N/A	\$54.00 - \$61.00
Weighted Average:	N/A	\$58.15
Change from Prior Day:	N/A	0.46 lower
Receipts:	2,201	629



NATIONAL DAILY PORK REPORT FOB PLANT- LM PK602:

Carcass Cutout Values		Change:
Primal Loin	82.22	1.96
Primal Butt	74.29	2.21
Primal Picnic	87.83	1.24
Primal Rib	53.21	3.37
Primal Ham	130.66	1.73
Primal Belly	64.15	1.50
Total Loads	148.76	2.97
Pork Cuts	282.38	
Trim/Process Pork	262.44 Lds	
	19.94 Lds	

DAILY EST. HOG SLAUGHTER UNDER FIS - SJ LS710

Today (est)	477,000
Week Ago (est)	479,000
Year Ago (act)	466,000
Week to Date (est)	1,906,000
Same Period Last Week (est)	1,901,000
Same Period Last Year (act)	1,712,000

CME Lean Hog Close	High	Low	Settle	Change
APR	79.85	77.83	79.58	0.50
MAY	91.18	87.00	90.83	2.42
JUN	97.85	93.85	97.85	3.00
JLY	100.28	96.08	100.25	2.97

CME Lean Hog Delayed Futures

ACTUAL HOG SLAUGHTER UNDER FEDERAL INSPECTION

For Week ending Saturday, **3/23/2019**

	Head	Percent of Total	Live Weight	Dressed Weight
Total Hogs	2,502,955		287	215
Barrows/Gilts	2,434,892	97.3		212
Sows	59,542	2.4		303
Stags/Boars	8,521	0.3		186

