



# National Monthly Grass Fed Lamb and Goat Report

Agricultural Marketing Service  
Livestock and Poultry Market News

For the Month of June  
July 8, 2021

## Negotiated Lamb - Wholesale

Item Description	(\$/lb)		Wtg Avg
Chops			
Loin	10.99	- 21.95	16.47
Rib	17.99	- 20.95	19.47
Roasts			
Rack	14.99	- 15.99	15.49
Shoulder	8.99	- 12.50	10.75
Leg, Bone-In	8.99	- 9.86	9.43
Leg, Boneless	12.99	- 14.25	13.62
Shank	9.99	- 11.79	10.89
Ground Lamb	10.99	- 11.25	11.12
Stew Meat	10.99	- 14.95	12.97

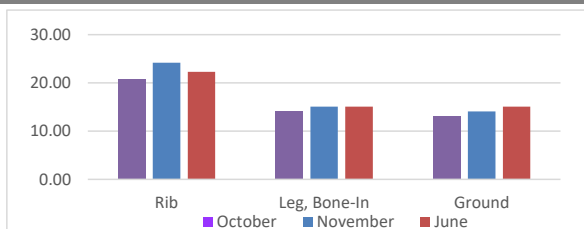
## Lamb - Direct to Consumer (Retail)

Item Description	(\$/lb)		Wtg Avg
Chops			
Loin	14.80	- 29.95	20.07
Rib	17.99	- 29.95	22.28
Roasts			
Rack	14.80	- 24.00	19.57
Sirloin	11.98	- 30.49	19.65
Shoulder	8.98	- 25.00	14.77
Leg, Bone-In	10.00	- 19.99	15.09
Leg, Boneless	10.98	- 16.80	14.60
Shank	3.48	- 26.95	13.39
Ground Lamb	9.98	- 22.25	15.06
Stew Meat	4.98	- 22.25	13.86

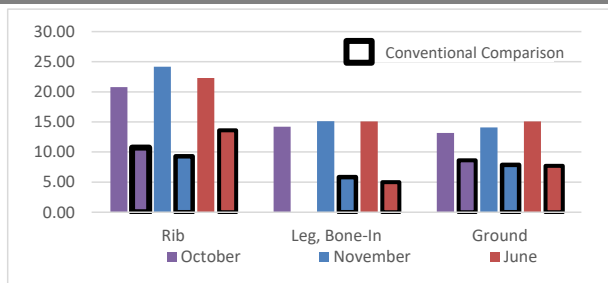
## Lamb - Direct to Consumer Carcass<sup>3</sup>

Item Description	(\$/lb)		Wtg Avg
Whole Carcass	3.95	- 19.85	9.74
Half Carcass	6.00	- 23.33	13.92

## Grass Fed Lamb Prices



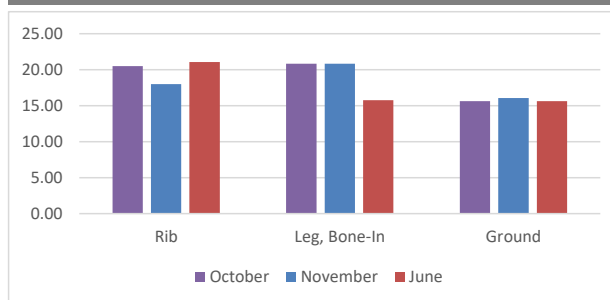
## Grass Fed Lamb v. Conventional Commodity<sup>5</sup>



## Goat - Direct to Consumer (Retail)

Item Description	(\$/lb)		Wtg Avg
Steaks			
Shank	5.95	- 19.99	11.65
Loin	17.00	- 19.95	18.58
Rib	15.00	- 32.92	21.05
Sirloin	16.99	- 24.99	20.99
Leg, Bone-In	10.95	- 21.90	15.77
Ground Goat	7.85	- 22.25	15.62
Stew Meat	9.95	- 16.99	12.59

## Grass Fed Goat Prices



## Goat - Direct to Consumer Carcass

Item Description	(\$/lb)		Wtg Avg
Whole Carcass			
Half Carcass			

## Direct to Consumer Carcass Fees<sup>4</sup>

Item Description	Each	Wtg Avg
Deposit		
Whole Carcass	75.00 - 100.00	87.50
Half Carcass		
Processing		
Whole Carcass	45.00 - 50.00	47.50
Half Carcass		

## Cost of Production<sup>6</sup>

<a href="#">NASS 17 State \$/AUM Grazing Fees 2020 Survey</a>	19.90
<b>Grazing Feed Estimates Based on Grass Hay Prices</b>	
Good Tallgrass Pasture \$/AUM	27.10
Fair to Good Pasture \$/AUM	20.33

1. Prices in dollars per pound unless otherwise noted 2. Data for this report is derived from a sample of producers and retailers 3. Hanging weight price without processing fees 4. Fees are paid by consumers to producers directly for both grass fed lamb and goat 5. Source for Conventional Commodity prices: USDA-AMS Livestock, Poultry, and Grain Market News "National Retail Report-Lamb/Veal" 6. Animal Unit Months (AUM) conversion for goat and sheep can be found at <https://www.extension.iastate.edu/agdm/wholefarm/html/c2-23.html>