



National Monthly Grass Fed Lamb and Goat Report

Agricultural Marketing Service
Livestock and Poultry Market News

For the Month of January
February 7, 2025

***This report will be published quarterly beginning September 26, 2025. The September report will include data from July-September.
No further monthly reports will be released. Any questions or concerns can be emailed to mymarketnews@usda.gov.***

Negotiated Lamb - Wholesale

| Item Description | (\$/lb) | Wtg Avg |
|----------------------|---------|---------|
| Chops | | |
| <i>Loin</i> | | |
| <i>Rib</i> | | |
| Roasts | | |
| <i>Rack</i> | | |
| <i>Shoulder</i> | | |
| <i>Leg, Bone-In</i> | | |
| <i>Leg, Boneless</i> | | |
| Shank | | |
| Ground Lamb | | |
| Stew Meat | | |

Goat - Direct to Consumer (Retail)

| Item Description | (\$/lb) | Wtg Avg |
|------------------|---------------|---------|
| Steaks | | |
| <i>Shank</i> | 5.95 - 25.79 | 16.15 |
| <i>Loin</i> | 16.00 - 21.99 | 19.45 |
| <i>Rib</i> | 9.99 - 18.99 | 14.49 |
| <i>Sirloin</i> | 15.00 - 19.99 | 17.50 |
| Leg, Bone-In | 10.95 - 30.60 | 21.20 |
| Ground Goat | 11.00 - 35.03 | 19.00 |
| Stew Meat | 12.00 - 28.22 | 17.67 |

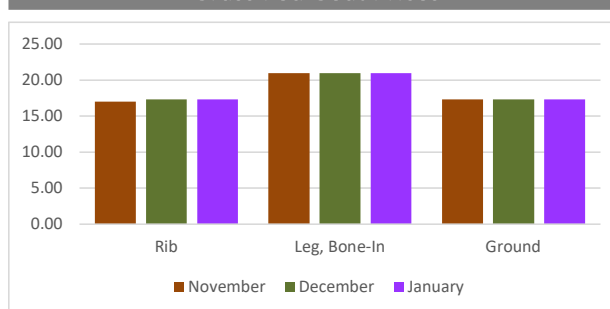
Lamb - Direct to Consumer (Retail)

| Item Description | (\$/lb) | Wtg Avg |
|----------------------|---------------|---------|
| Chops | | |
| <i>Loin</i> | 17.00 - 37.02 | 25.31 |
| <i>Rib</i> | 8.00 - 36.80 | 21.00 |
| Roasts | | |
| <i>Rack</i> | 16.00 - 49.33 | 30.83 |
| <i>Sirloin</i> | 14.00 - 34.60 | 21.35 |
| <i>Shoulder</i> | 11.99 - 38.60 | 19.09 |
| <i>Leg, Bone-In</i> | 11.00 - 29.01 | 19.11 |
| <i>Leg, Boneless</i> | 11.99 - 30.21 | 19.62 |
| Shank | 8.00 - 33.33 | 16.45 |
| Ground Lamb | 10.00 - 28.30 | 16.61 |
| Stew Meat | 11.00 - 28.30 | 18.79 |

Lamb - Direct to Consumer Carcass³

| Item Description | (\$/lb) | Wtg Avg |
|------------------|--------------|---------|
| Whole Carcass | 5.00 - 22.22 | 11.03 |
| Half Carcass | 6.00 - 17.00 | 11.50 |

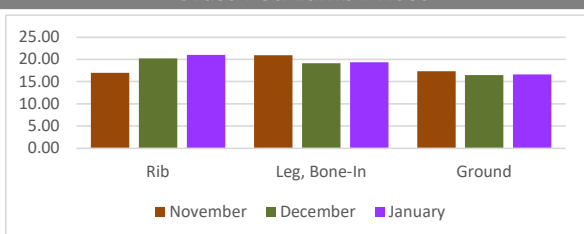
Grass Fed Goat Prices



Goat - Direct to Consumer Carcass

| Item Description | (\$/lb) | Wtg Avg |
|------------------|--------------|---------|
| Whole Carcass | 6.00 - 21.00 | 11.49 |
| Half Carcass | | |

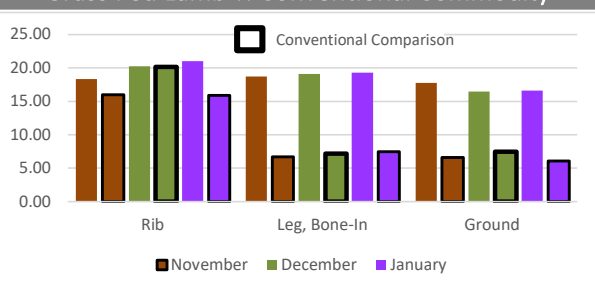
Grass Fed Lamb Prices



Direct to Consumer Carcass Fees⁴

| Item Description | Each | Wtg Avg |
|----------------------|----------------|---------|
| Deposit | | |
| <i>Whole Carcass</i> | 75.00 - 130.00 | 93.93 |
| <i>Half Carcass</i> | 50.00 - 100.00 | 75.00 |
| Processing | | |
| <i>Whole Carcass</i> | | |
| <i>Half Carcass</i> | | |

Grass Fed Lamb v. Conventional Commodity⁵



Cost of Production⁶

| | |
|---------------------------------------------------------------|-------|
| NASS 17 State \$/AUM Grazing Fees 2021 Survey | 21.20 |
| Grazing Feed Estimates Based on Grass Hay Prices | |
| Good Tallgrass Pasture \$/AUM | 18.50 |
| Fair to Good Pasture \$/AUM | 13.88 |

1. Prices in dollars per pound unless otherwise noted 2. Data for this report is derived from a sample of producers and retailers 3. Hanging weight price without processing fees 4. Fees are paid by consumers to producers directly for both grass fed lamb and goat 5. Source for Conventional Commodity prices: USDA-AMS Livestock, Poultry, and Grain Market News "National Retail Report-Lamb/Veal" 6. Animal Unit Months (AUM) conversion for goat and sheep can be found at <https://www.extension.iastate.edu/agdm/wholefarm/html/c2-23.html>