



National Monthly Pasture Raised Pork Report

Agricultural Marketing Service
Livestock, Poultry & Grain Market News

For the month of July

Fri, Jul 30, 2021

Negotiated Pasture Raised Pork - Wholesale

| Item Description | (\$/lb) | Avg |
|-------------------------------|---------------|-------|
| Pork Chops | | |
| Center Cuts | 6.50 - 26.49 | 12.41 |
| Rib | 6.00 - 19.00 | 11.02 |
| Sirloin | 6.00 - 16.32 | 11.25 |
| Pork Roasts | | |
| Loin | 6.50 - 16.00 | 10.16 |
| Butt | 4.00 - 12.50 | 8.51 |
| Shoulder | 5.00 - 17.00 | 9.07 |
| Rib Primal | | |
| Backribs | 6.78 - 22.72 | 11.71 |
| Spareribs | 4.00 - 15.71 | 7.81 |
| Ground or Trim Product | | |
| Bulk/Ground | 4.00 - 12.00 | 8.16 |
| Breakfast Sausage | 5.50 - 12.95 | 8.87 |
| Italian Sausage | 6.00 - 14.38 | 9.23 |
| Bratwust | 5.50 - 14.00 | 10.44 |
| Further Processed | | |
| Ham | 4.00 - 14.26 | 7.85 |
| Ham Steaks | 7.50 - 10.26 | 9.40 |
| Bacon | 7.58 - 19.99 | 11.63 |
| Canadian Bacon | 10.25 - 16.00 | 13.43 |
| Variety Meats | | |
| Lard | 2.99 - 15.00 | 8.15 |
| Hocks | 3.20 - 8.20 | 5.40 |
| Liver | 2.00 - 10.00 | 5.71 |
| Smoked Items | | |
| Chops | 7.00 - 10.00 | 8.67 |
| Ham | 4.00 - 14.26 | 7.85 |

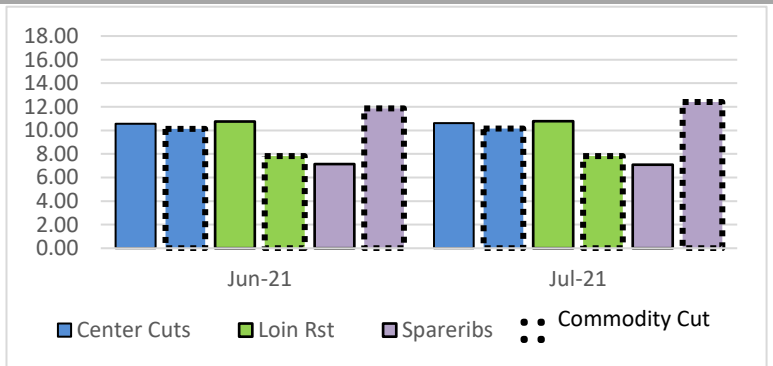
Pasture Raised Pork - Direct to Consumer (Retail)

Prices based on \$/lb

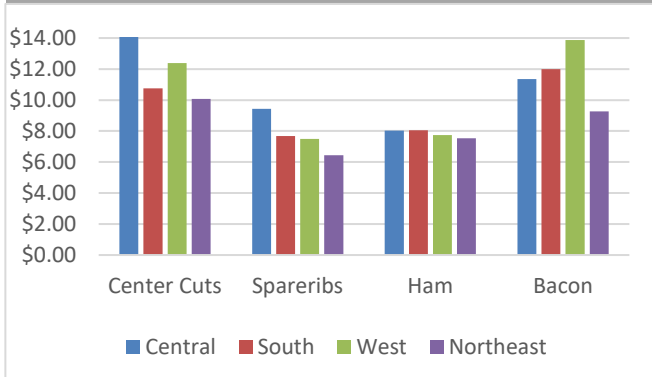
| | |
|-----------------|--------------|
| Whole Carcass | 3.50 - 9.50 |
| Half Carcass | 3.50 - 9.27 |
| Quarter Carcass | 8.00 - 10.00 |

| Item Description | (\$/lb) | Avg | Commodity Pork* | Pasture Raised Premium |
|--------------------|--------------|-------|-----------------|------------------------|
| Center Cuts Chops | 6.25 - 17.99 | 10.60 | 2.97 | 7.63 |
| Rib Chops | 5.40 - 17.99 | 10.28 | 3.24 | 7.04 |
| Sirloin Chops | 5.99 - 17.99 | 9.75 | 1.75 | 7.99 |
| Loin Roast | 7.50 - 15.49 | 10.77 | 2.51 | 8.27 |
| Butt Roast | 5.49 - 10.99 | 8.61 | 2.39 | 6.21 |
| Shoulder Roast | 5.49 - 11.25 | 8.51 | 1.83 | 6.67 |
| Tenderloin | 9.00 - 23.00 | 15.56 | 4.19 | 11.37 |
| Backribs | 4.49 - 17.99 | 8.70 | 3.73 | 4.97 |
| Spareribs | 4.50 - 11.99 | 7.10 | 3.07 | 4.02 |
| Ground Pork | 5.00 - 10.49 | 7.75 | 3.42 | 4.33 |
| BK Sausage (links) | 5.50 - 12.00 | 8.38 | 4.20 | 4.19 |
| Italian Sausage | 5.99 - 12.00 | 8.64 | 3.75 | 4.89 |
| Ham | 5.00 - 11.00 | 8.01 | 3.73 | 4.28 |
| Ham Steaks | 5.75 - 10.99 | 8.63 | 4.14 | 4.49 |
| Bacon | 7.58 - 16.95 | 11.33 | 5.98 | 5.35 |

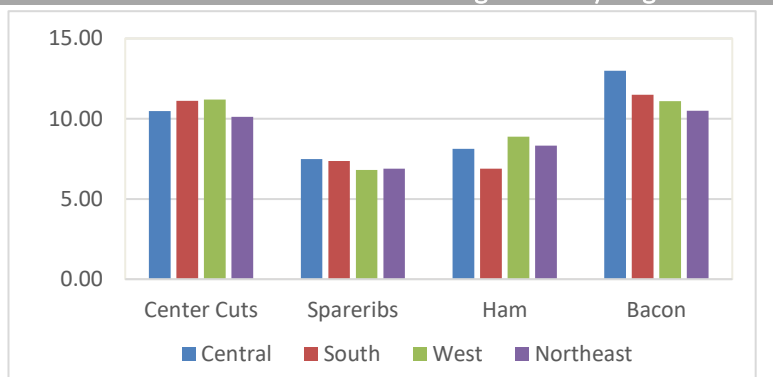
Direct Pasture Raised Pork



Wholesale Pasture Raised Pork Cuts



Direct Pasture Raised Pork Average Price by Region



All Prices listed are in dollars per pound.

*Prices averaged from the National Retail Pork Activity Reports

Region Breakout: Central: ND, SD, NE, KS, MO, IA, MN, WI, MI, OH, WV, IN, IL; Northeast: ME, MA, NH, VT, NY, PA, MD, DE, NJ, CT, RI; Southern: OK, KY, TN, VA, AR, TX, LA, MS, AL, GA, FL, NC, SC; Western: WA, OR, CA, NV, AZ, NM, CO, WY, MT, ID, UT, AK, HI

Source: USDA Livestock, Poultry, and Grain Market News
Des Moines, Iowa | 515-284-4460 | dsm.lpgmn@ams.usda.gov
www.ams.usda.gov/LPSMarketNewsPage