

Winter Wheat Seedings

Released January 11, 2008, by the National Agricultural Statistics Service (NASS), Agricultural Statistics Board, U.S. Department of Agriculture. For information on *Winter Wheat Seedings* call Todd Ballard at (202) 720-8068, office hours 7:30 a.m. to 4:00 p.m. ET.

Planted Acres Up 4 Percent

Winter wheat seeded area for 2008 is expected to total 46.6 million acres, up 4 percent from 2007. Approximate class acreage breakdowns are: Hard Red Winter, 32.5 million; Soft Red Winter, 10.5 million; and White Winter, 3.65 million.

Winter Wheat: Area Seeded, United States, 2006-2008 (Domestic Units)

Item	Crop Year			2008 as Pct. of 2007 Percent
	2006 <i>1,000 Acres</i>	2007 <i>1,000 Acres</i>	2008 <i>1,000 Acres</i>	
Winter Wheat	40,575	44,987	46,610	104

Winter Wheat: Area Seeded, United States, 2006-2008 (Metric Units)

Item	Crop Year			2008 as Pct. of 2007 Percent
	2006 <i>Hectares</i>	2007 <i>Hectares</i>	2008 <i>Hectares</i>	
Winter Wheat	16,420,300	18,205,790	18,862,600	104

Winter Wheat: Planted area for harvest in 2008 is estimated at 46.6 million acres, up 4 percent from 2007. Seeding began last August behind the 5-year average pace and remained behind until mid-November due to a lack of moisture in the Great Plains during much of the seeding period. Nearly all of the U.S. acreage was seeded by December 1 with the exception of some intended acres in the Southeast and California. Seeding was completed by the end of December in California. The winter wheat crop condition at the end of November was rated at 44 percent good to excellent compared with 53 percent the previous year.


Hard Red Winter (HRW) wheat seeded area is about 32.5 million acres, down 1 percent from 2007. Acreage was below last year's level in all States in the HRW growing area except North Dakota and Montana, where acreage increased 185,000 and 460,000, respectively. The dry fall limited planted acres in some parts of the region with planted area down 500,000 acres in Kansas and down 200,000 in both Oklahoma and Texas. Normal crop rotations also reduced seedings in some States in the region following the large winter wheat crop planted last year.

Soft Red Winter (SRW) area, at about 10.5 million acres, is up 21 percent from last year. Large acreage increases from last year occurred in all SRW growing States due largely to strong prices and ideal planting and germination conditions. Planted area increases of 200,000 acres or more are expected in Illinois, Michigan, Ohio, and Tennessee. Record high planted acreage is expected in Wisconsin, while North Carolina is expected to tie the record high set in 1985.


White Winter wheat seeded area totals nearly 3.65 million acres, up 7 percent from 2007. Crop conditions varied across the three Pacific Northwest States (Idaho, Oregon, and Washington) throughout the fall. Planted acreage in Washington and Oregon is up 30,000 acres each for 2008, with Idaho expecting an increase of 150,000 acres. Seeding began ahead of normal in all three States with some concerns about moisture supplies in Washington going into the winter months. By the first week of November, virtually all fields had been seeded in the region with 89 percent of the acreage emerged in Washington, 76 percent in Idaho, and 60 percent in Oregon.

Durum Wheat: Seedings in Arizona and California for 2008 harvest are estimated at 280,000 acres. This total is up 70 percent from their 2007 level. Planting is ongoing in California's San Joaquin and Imperial Valleys as well as western Arizona. Planted acreage is up 60,000 in Arizona and up 55,000 in California due mostly to good prices. No major problems with the crop have been reported.

This report was approved on January 11, 2008.



Acting Secretary of
Agriculture
Floyd D. Gaibler



Agricultural Statistics Board
Chairperson
Carol C. House

Winter Wheat: Area Seeded, by State and United States, 2006-2008

State	Crop Year			2008 as Pct. of 2007 <i>Percent</i>
	2006	2007	2008	
	<i>1,000 Acres</i>	<i>1,000 Acres</i>	<i>1,000 Acres</i>	
AL	100	120	170	142
AZ	4	6	10	167
AR	365	820	870	106
CA	450	500	600	120
CO	2,150	2,500	2,400	96
DE	48	57	80	140
FL	8	13	18	138
GA	230	360	480	133
ID	750	750	900	120
IL	930	1,000	1,200	120
IN	470	420	550	131
IA	25	35	50	143
KS	9,800	10,400	9,900	95
KY	430	440	530	120
LA	115	235	400	170
MD	210	220	250	114
MI	660	560	780	139
MN	50	65	70	108
MS	85	370	400	108
MO	1,000	1,050	1,200	114
MT	1,950	2,240	2,700	121
NE	1,800	2,050	1,950	95
NV	17	17	11	65
NJ	25	31	34	110
NM	440	490	480	98
NY	105	100	125	125
NC	560	630	800	127
ND	200	465	650	140
OH	990	820	1,020	124
OK	5,700	5,900	5,700	97
OR	760	750	780	104
PA	160	170	180	106
SC	130	160	170	106
SD	1,450	2,100	1,900	90
TN	280	420	620	148
TX	5,550	6,200	6,000	97
UT	130	135	130	96
VA	190	230	280	122
WA	1,850	1,720	1,750	102
WV	8	8	12	150
WI	250	290	330	114
WY	150	140	130	93
US	40,575	44,987	46,610	104

Durum Wheat: Area Seeded, by State and United States, 2006-2008

State	Crop Year			2008 as Pct. of 2007 <i>Percent</i>
	2006	2007	2008 ¹	
	<i>1,000 Acres</i>	<i>1,000 Acres</i>	<i>1,000 Acres</i>	
AZ	75	80	140	175
CA	70	85	140	165
ID	15	15		
MT	400	480		
ND	1,300	1,480		
SD	10	9		
US	1,870	2,149		

¹ Indicated 2008 area seeded for all six States will be published in "Prospective Plantings" released March 31, 2008.

ACCESS TO REPORTS!!

For your convenience, there are several ways to obtain NASS reports, data products, and services:

INTERNET ACCESS

All NASS reports are available free of charge on the worldwide Internet. For access, connect to the Internet and go to the NASS Home Page at: **www.nass.usda.gov**.

E-MAIL SUBSCRIPTION

All NASS reports are available by subscription free of charge direct to your e-mail address. Starting with the NASS Home Page at **www.nass.usda.gov**, under the right navigation, *Receive reports by Email*, click on **National** or **State**. Follow the instructions on the screen.

PRINTED REPORTS OR DATA PRODUCTS

CALL OUR TOLL-FREE ORDER DESK: 800-999-6779 (U.S. and Canada)
Other areas, please call 703-605-6220 FAX: 703-605-6900
(Visa, MasterCard, check, or money order acceptable for payment.)

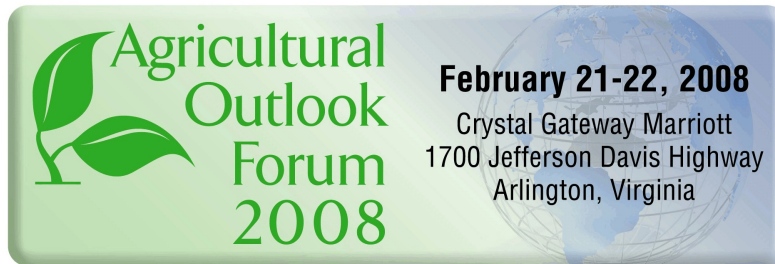
ASSISTANCE

For **assistance** with general agricultural statistics or further information about NASS or its products or services, contact the **Agricultural Statistics Hotline** at **800-727-9540**, 7:30 a.m. to 4:00 p.m. ET, or e-mail: **nass@nass.usda.gov**.

The U.S. Department of Agriculture (USDA) prohibits discrimination in all its programs and activities on the basis of race, color, national origin, age, disability, and where applicable, sex, marital status, familial status, parental status, religion, sexual orientation, genetic information, political beliefs, reprisal, or because all or a part of an individual's income is derived from any public assistance program. (Not all prohibited bases apply to all programs.) Persons with disabilities who require alternative means for communication of program information (Braille, large print, audiotape, etc.) should contact USDA's TARGET Center at (202) 720-2600 (voice and TDD).

To file a complaint of discrimination write to USDA, Director, Office of Civil Rights, 1400 Independence Avenue, S.W., Washington, D.C. 20250-9410 or call (800) 795-3272 (voice) or (202) 720-6382 (TDD). USDA is an equal opportunity provider and employer.

Energizing Rural America in the Global Marketplace



Please join us for USDA's 84th annual Forum as the Secretary of Agriculture and government, farm, and industry leaders discuss the future of American agriculture.

- ❖ More than 100 experts are scheduled to speak.
- ❖ Topical sessions include luncheon and dinner speakers.
- ❖ Extensive networking opportunities.

Forecasts • Trends • Policies

Register at: www.usda.gov/oce/forum for \$300