

[AMS 2453/LM_XB403](#)

DAILY ESTIMATED CUTOUT VALUES

| | <u>Choice</u> 600-900# | <u>Select</u> 600-900# | Choice/Select Spread |
|------------------------|---------------------------|---------------------------|-----------------------------|
| Current Cutout Values: | 301.56 | 274.35 | 27.21 |
| Change from prior day: | (-1.14) | (-0.03) | |
| | | | Load Count: |
| Primal Rib | 568.72 | 442.58 | Total 155 |
| Primal Chuck | 243.15 | 231.77 | Choice 99 |
| Primal Round | 244.25 | 246.97 | Select 21 |
| Primal Loin | 363.30 | 319.15 | Trimming 26 |
| Primal Brisket | 249.72 | 239.82 | Grinds 9 |
| Primal Short Plate | 213.83 | 213.83 | |
| Primal Flank | 161.44 | 155.77 | |

Fresh 50% Trimmings 25 Loads @ 129.51

[AMS 2829/NW_LS441](#)

USDA BY-PRODUCT DROP VALUE (STEER) - DAILY

15.44 Change: unchanged

[AMS 2466/LM_CT100](#)

5 AREA WEEKLY ACCUMULATED WEIGHTED AVG CATTLE PRICE

| As of 10:00 am | <u>Head Count</u> | <u>Avg Weight</u> | <u>Avg Price</u> |
|----------------|-------------------|-------------------|------------------|
| Live Steer | 650 | 1,575 | 122.00 |
| Live Heifer | | | |
| Dressed Steer | 200 | 988 | 193.00 |
| Dressed Heifer | 42 | 873 | 198.00 |

[AMS 3208/SJ_LS710](#)

DAILY CATTLE SLAUGHTER

| | |
|-----------------------|--|
| Today | 121,000 |
| Week Ago | 122,000 |
| Year Ago (act) | 118,000 |
| Week to Date | 240,000 |
| Same Period Last Week | 241,000 |
| Same Period Last Year | 234,000 |
| Previous Day | Steer and Heifer 95,000 Cow and Bull 24,000 |

[AMS 3209/SJ_LS712](#)

BEEF PRODUCTION

| | <u>9/25/2021</u> (Estimate) | <u>Last Week</u> (Estimate) | <u>Last Year</u> (Actual) |
|--------------------------------------|--------------------------------|--------------------------------|------------------------------|
| Slaughter | 641,000 | 660,000 | 655,000 |
| Live Weights | 1363 | 1359 | 1388 |
| Dressed Weights | 825 | 823 | 845 |
| Beef Production (millions of pounds) | 527.9 | 542.2 | 551.5 |

[AMS 2825/NW_LS410](#)

USDA BEEF CARCASS PRICE EQUIVALENT INDEX VALUE

| | <u>Choice</u> 600-900# | <u>Select</u> 600-900# | <u>Dressing percent:</u> | |
|--------|---------------------------|---------------------------|--------------------------|---------------|
| | | | <u>Steer</u> | <u>Heifer</u> |
| Change | \$233.94 (-0.60) | \$206.94 (-0.05) | 63.56 | 63.41 |

[AMS 2455/LM_XB405](#)

USDA NATIONAL CUTTER COW CARCASS CUTOUT

233.79 0.74 90% lean: 277.57

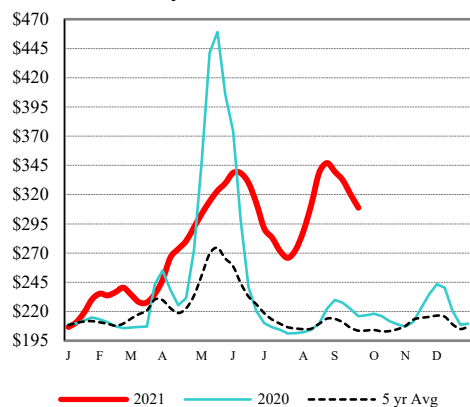
CME LIVE CATTLE

| | <u>High</u> | <u>Low</u> | <u>Change</u> | <u>Settle</u> |
|-----|-------------|------------|---------------|---------------|
| OCT | 122.48 | 121.83 | (0.40) | 122.00 |
| DEC | 127.90 | 127.13 | (0.30) | 127.50 |
| FEB | 132.63 | 131.83 | (0.08) | 132.33 |

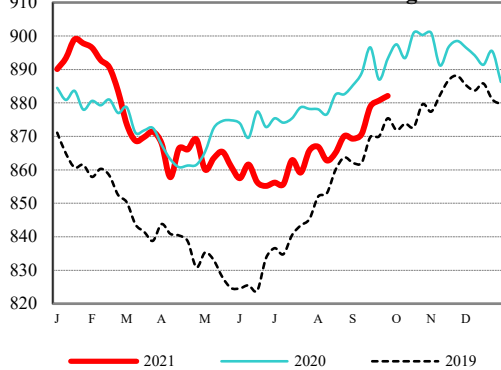
CME FEEDER CATTLE

| | <u>High</u> | <u>Low</u> | <u>Change</u> | <u>Settle</u> |
|-----|-------------|------------|---------------|---------------|
| SEP | 154.65 | 154.05 | 0.15 | 154.40 |
| OCT | 156.25 | 154.13 | 1.35 | 156.13 |
| NOV | 157.15 | 155.00 | 1.48 | 157.05 |

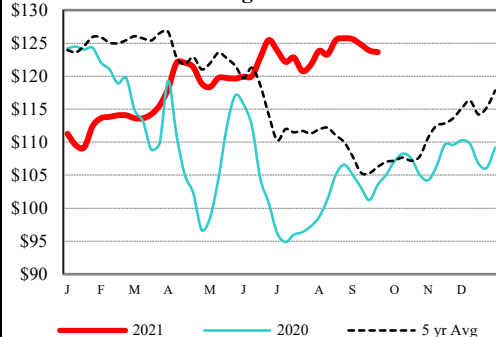
Weekly Choice Cutout



LMR Steer/Heifer Dressed Weights



5 Area Weekly Wtd Avg Steer Price



Weekly Ch/Se Spread

