

[AMS 2453/LM\\_XB403](#)

**DAILY ESTIMATED CUTOUT VALUES**

	<b>Choice</b> <u>600-900#</u>	<b>Select</b> <u>600-900#</u>	<b>Choice/Select Spread</b>
Current Cutout Values:	217.48	207.74	9.74
Change from prior day:	1.61	0.14	
Primal Rib	372.36	343.20	
Primal Chuck	175.97	172.74	
Primal Round	170.79	171.03	
Primal Loin	298.82	273.64	
Primal Brisket	160.79	157.60	
Primal Short Plate	139.93	139.93	
Primal Flank	100.44	100.54	

<b>Load Count:</b>	
Total	123
Choice	72
Select	21
Trimming	5
Grinds	24

Fresh 50% Trimmings 7 Loads @ 52.31

[AMS 2829/NW\\_LS441](#)

**USDA BY-PRODUCT DROP VALUE (STEER) - DAILY**

8.03 Change: unchanged

[AMS 2466/LM\\_CT100](#)

**5 AREA WEEKLY ACCUMULATED WEIGHTED AVG CATTLE PRICE**

<i>As of 10:00 am</i>	<b>Head Count</b>	<b>Avg Weight</b>	<b>Avg Price</b>
Live Steer	1,654	1,516	104.16
Live Heifer	1,421	1,362	104.24
Dressed Steer	1,399	962	164.15
Dressed Heifer	701	843	163.64

[AMS 3208/SJ\\_LS710](#)

**ESTIMATED DAILY CATTLE SLAUGHTER**

Today (est)	121,000
Week Ago (est)	119,000
Year Ago (act)	118,000
Week to Date	482,000
Same Period Last Week	479,000
Same Period Last Year	468,000
Previous Day Estimated	Steer and Heifer 95,000 Cow and Bull 25,000

[AMS 3209/SJ\\_LS712](#)

**BEEF PRODUCTION**

	<b>9/19/2020</b> (Estimate)	<b>Last Week</b> (Estimate)	<b>Last Year</b> (Actual)
Slaughter	645,000	574,000	661,000
Live Weights	1372	1370	1359
Dressed Weights	839	838	825
Beef Production (millions of pounds)	540.1	479.7	543.9

[AMS 2825/NW\\_LS410](#)

**USDA BEEF CARCASS PRICE EQUIVALENT INDEX VALUE**

	<b>Choice</b> <u>600-900#</u>	<b>Select</b> <u>600-900#</u>	<b>Dressing percent:</b>	
			<u>Steer</u>	<u>Heifer</u>
Change	0.95	0.21	63.75	63.72

[AMS 2455/LM\\_XB405](#)

**USDA NATIONAL CUTTER COW CARCASS CUTOUT**

179.07 3.83 90% lean: 219.53

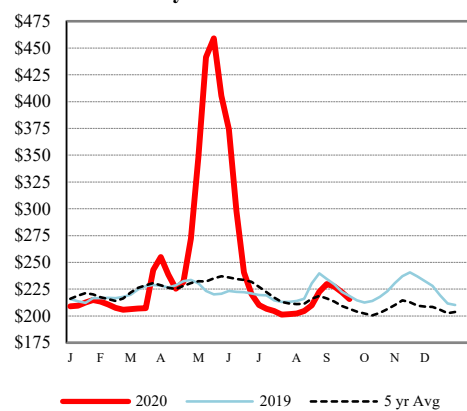
[CME LIVE CATTLE](#)

	<b>High</b>	<b>Low</b>	<b>Change</b>	<b>Settle</b>
OCT	108.20	106.98	0.88	108.03
DEC	112.58	110.98	1.08	112.28
FEB	115.88	114.63	0.85	115.65

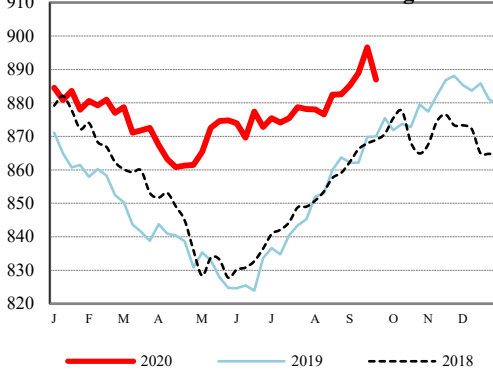
[CME FEEDER CATTLE](#)

	<b>High</b>	<b>Low</b>	<b>Change</b>	<b>Settle</b>
SEP	142.50	142.20	0.45	142.45
OCT	142.60	141.23	0.75	142.28
NOV	142.70	141.35	0.70	142.35

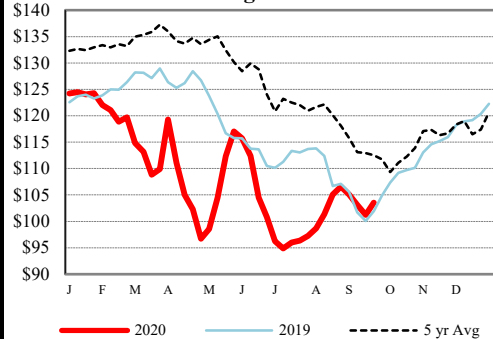
**Weekly Choice Cutout**



**LMR Steer/Heifer Dressed Weights**



**5 Area Weekly Wtd Avg Steer Price**



**Weekly Ch/Se Spread**

