

[AMS 2453/LM_XB403](#)

DAILY ESTIMATED CUTOUT VALUES

	Choice <u>600-900#</u>	Select <u>600-900#</u>	Choice/Select Spread
Current Cutout Values:	284.76	262.54	22.22
Change from prior day:	1.72	(-0.65)	
Primal Rib	499.77	396.15	
Primal Chuck	230.15	227.91	
Primal Round	256.36	252.84	
Primal Loin	339.56	300.74	
Primal Brisket	253.96	241.16	
Primal Short Plate	176.29	176.29	
Primal Flank	152.69	150.60	
			Load Count:
			Total 136
			Choice 49
			Select 31
			Trimming 25
			Grinds 31

Fresh 50% Trimmings 25 Loads @ 86.24

[AMS 2829/NW_LS441](#)

USDA BY-PRODUCT DROP VALUE (STEER) - DAILY

16.37 Change: unchanged

[AMS 2466/LM_CT100](#)

5 AREA WEEKLY ACCUMULATED WEIGHTED AVG CATTLE PRICE

<i>As of 10:00 am</i>	Head Count	Avg Weight	Avg Price
Live Steer	31,662	1,490	124.39
Live Heifer	8,939	1,322	124.3
Dressed Steer	8,823	969	195.83
Dressed Heifer	3,167	844	195.99

[AMS 3208/SJ_LS710](#)

DAILY CATTLE SLAUGHTER

Today	122,000
Week Ago	121,000
Year Ago (act)	119,000
Week to Date	244,000
Same Period Last Week	241,000
Same Period Last Year	235,000
Previous Day	Steer and Heifer 97,000 Cow and Bull 25,000

[AMS 3209/SJ_LS712](#)

BEEF PRODUCTION

	10/23/2021 (Estimate)	Last Week (Estimate)	Last Year (Actual)
Slaughter	661,000	646,000	645,000
Live Weights	1375	1370	1388
Dressed Weights	832	830	844
Beef Production (millions of pounds)	548.9	535.1	543.3

[AMS 2825/NW_LS410](#)

USDA BEEF CARCASS PRICE EQUIVALENT INDEX VALUE

	Choice <u>600-900#</u>	Select <u>600-900#</u>	Dressing percent:	
			<u>Steer</u>	<u>Heifer</u>
Change	0.88	(-0.30)	62.67	62.67

[AMS 2455/LM_XB405](#)

USDA NATIONAL CUTTER COW CARCASS CUTOUT

230.46 0.22 90% lean: 276.20

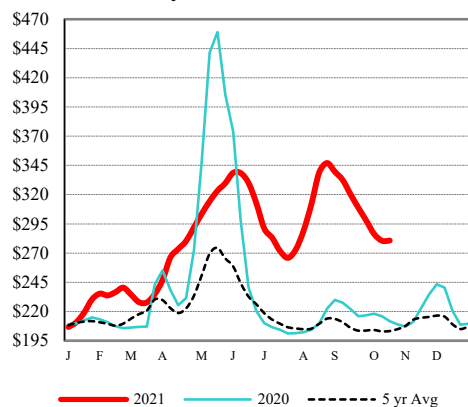
[CME LIVE CATTLE](#)

	High	Low	Change	Settle
OCT	127.30	124.95	1.80	126.83
DEC	131.63	129.20	1.93	131.45
FEB	136.58	134.43	1.63	136.38

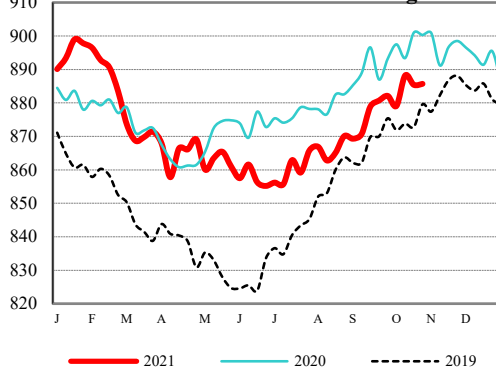
[CME FEEDER CATTLE](#)

	High	Low	Change	Settle
OCT	156.05	155.38	0.35	155.98
NOV	159.98	157.93	1.30	159.78
JAN	160.75	158.28	2.03	160.60

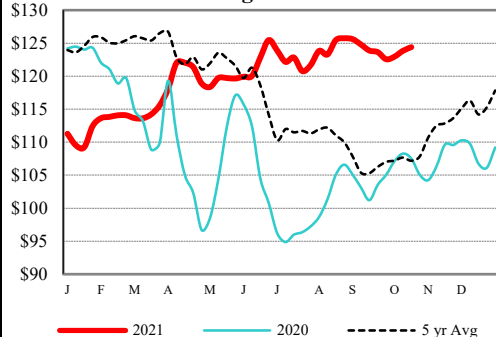
Weekly Choice Cutout



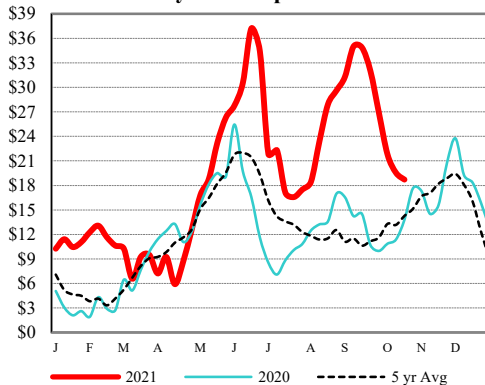
LMR Steer/Heifer Dressed Weights



5 Area Weekly Wtd Avg Steer Price



Weekly Ch/Se Spread



USDA Livestock, Poultry & Grain Market News

Des Moines, Iowa | PH 515-284-4460

Email: Desm.LPGMN@usda.gov

<https://mymarketnews.ams.usda.gov/viewReport/2870>

[USDA AMS Livestock, Poultry & Grain Market News](#)