

[AMS 2453/LM\\_XB403](#)

**DAILY ESTIMATED CUTOUT VALUES**

	<b>Choice</b> <u>600-900#</u>	<b>Select</b> <u>600-900#</u>	<b>Choice/Select Spread</b>
Current Cutout Values:	245.06	220.90	24.16
Change from prior day:	0.76	1.19	
<b>Primal Rib</b>	503.01	381.88	
<b>Primal Chuck</b>	204.27	197.38	
<b>Primal Round</b>	196.91	196.16	
<b>Primal Loin</b>	295.11	258.01	
<b>Primal Brisket</b>	158.06	154.81	
<b>Primal Short Plate</b>	127.65	127.65	
<b>Primal Flank</b>	108.55	105.78	
			<b>Load Count:</b>
			Total 116
			Choice 76
			Select 19
			Trimming 8
			Grinds 14

Fresh 50% Trimmings 10 Loads @ 37.64

[AMS 2829/NW\\_LS441](#)

**USDA BY-PRODUCT DROP VALUE (STEER) - DAILY**

8.45 Change: unchanged

[AMS 2466/LM\\_CT100](#)

**5 AREA WEEKLY ACCUMULATED WEIGHTED AVG CATTLE PRICE**

<i>As of 10:00 am</i>	<b>Head Count</b>	<b>Avg Weight</b>	<b>Avg Price</b>
Live Steer	4,730	1,523	109.37
Live Heifer	2,308	1,383	109.67
Dressed Steer	750	922	171.57
Dressed Heifer	310	903	172.00

[AMS 3208/SJ\\_LS710](#)

**DAILY CATTLE SLAUGHTER**

<b>Today</b>	118,000
Week Ago	119,000
Year Ago (act)	119,000
Week to Date	360,000
Same Period Last Week	359,000
Same Period Last Year	348,000
<b>Previous Day</b>	<b>Steer and Heifer 96,000</b> <b>Cow and Bull 26,000</b>

[AMS 3209/SJ\\_LS712](#)

**BEEF PRODUCTION**

	<b>11/21/2020</b> (Estimate)	<b>Last Week</b> (Estimate)	<b>Last Year</b> (Actual)
Slaughter	665,000	653,000	668,000
Live Weights	1391	1389	1378
Dressed Weights	842	844	831
Beef Production (millions of pounds)	559.1	549.8	553.7

[AMS 2825/NW\\_LS410](#)

**USDA BEEF CARCASS PRICE EQUIVALENT INDEX VALUE**

	<b>Choice</b> <u>600-900#</u>	<b>Select</b> <u>600-900#</u>	<b>Dressing percent:</b>	
			<u>Steer</u>	<u>Heifer</u>
Change	0.35	0.57	63.96	63.95

[AMS 2455/LM\\_XB405](#)

**USDA NATIONAL CUTTER COW CARCASS CUTOUT**

166.82 (-1.23) 90% lean: 200.90

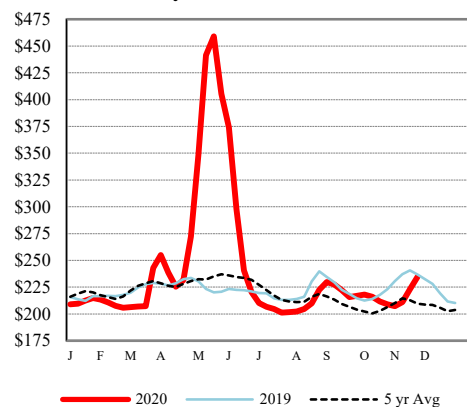
[CME LIVE CATTLE](#)

	<b>High</b>	<b>Low</b>	<b>Change</b>	<b>Settle</b>
DEC	111.65	110.88	0.20	111.38
FEB	114.35	113.60	0.23	114.18
APR	117.78	116.85	0.28	117.43

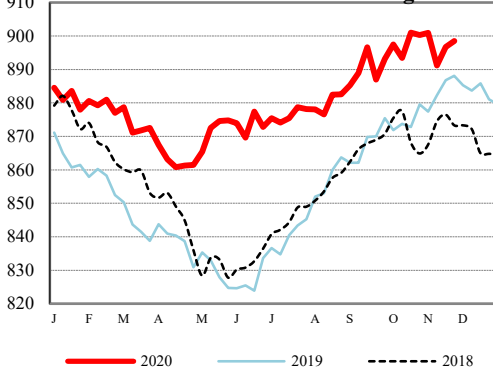
[CME FEEDER CATTLE](#)

	<b>High</b>	<b>Low</b>	<b>Change</b>	<b>Settle</b>
JAN	140.58	138.68	1.58	140.18
MAR	139.83	138.13	1.15	139.28
APR	140.88	139.25	1.05	140.40

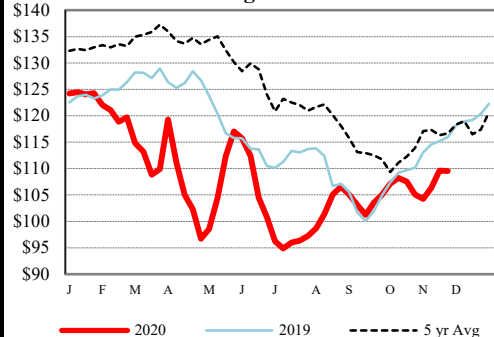
**Weekly Choice Cutout**



**LMR Steer/Heifer Dressed Weights**



**5 Area Weekly Wtd Avg Steer Price**



**Weekly Ch/Se Spread**

