

[AMS 2453/LM_XB403](#)

DAILY ESTIMATED CUTOUT VALUES

	Choice 600-900#	Select 600-900#	Choice/Select Spread
Current Cutout Values:	273.16	256.12	17.04
Change from prior day:	3.43	2.18	
Primal Rib	432.40	358.46	
Primal Chuck	223.43	223.46	
Primal Round	224.07	225.82	
Primal Loin	350.98	314.18	
Primal Brisket	224.32	199.02	
Primal Short Plate	244.28	244.28	
Primal Flank	137.54	139.46	

Load Count:	
Total	136
Choice	77
Select	30
Trimming	15
Grinds	15

Fresh 50% Trimmings 15 Loads @ 136.89

[AMS 2829/NW_LS441](#)

USDA BY-PRODUCT DROP VALUE (STEER) - DAILY

14.15 Change: 0.11

[AMS 2466/LM_CT100](#)

5 AREA WEEKLY ACCUMULATED WEIGHTED AVG CATTLE PRICE

As of 10:00 am	Head Count	Avg Weight	Avg Price
Live Steer	2,764	1,489	122.78
Live Heifer			
Dressed Steer	1,769	942	200.75
Dressed Heifer			

[AMS 3208/SJ_LS710](#)

DAILY CATTLE SLAUGHTER

Today	120,000
Week Ago	117,000
Year Ago (act)	119,000
Week to Date	358,000
Same Period Last Week	349,000
Same Period Last Year	355,000
Previous Day	Steer and Heifer 94,000 Cow and Bull 25,000

[AMS 3209/SJ_LS712](#)

BEEF PRODUCTION

	7/24/2021 (Estimate)	Last Week (Estimate)	Last Year (Actual)
Slaughter	652,000	653,000	640,000
Live Weights	1348	1346	1368
Dressed Weights	815	815	836
Beef Production (millions of pounds)	530.4	531.2	533.7

[AMS 2825/NW_LS410](#)

USDA BEEF CARCASS PRICE EQUIVALENT INDEX VALUE

	Choice 600-900#	Select 600-900#	Dressing percent:	
			Steer	Heifer
Change	1.58	0.95	63.62	63.58

[AMS 2455/LM_XB405](#)

USDA NATIONAL CUTTER COW CARCASS CUTOUT

229.01 (-2.03) 90% lean: 276.34

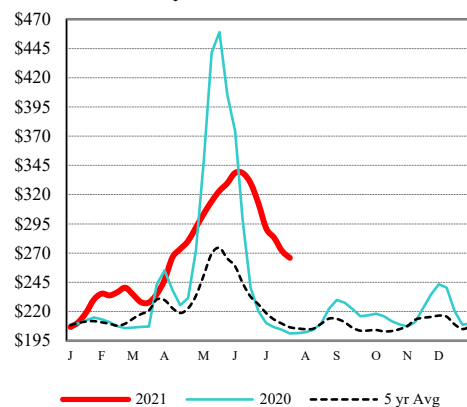
[CME LIVE CATTLE](#)

	High	Low	Change	Settle
AUG	123.68	122.85	0.15	123.08
OCT	129.25	128.18	0.10	128.53
DEC	134.13	133.28	0.03	133.50

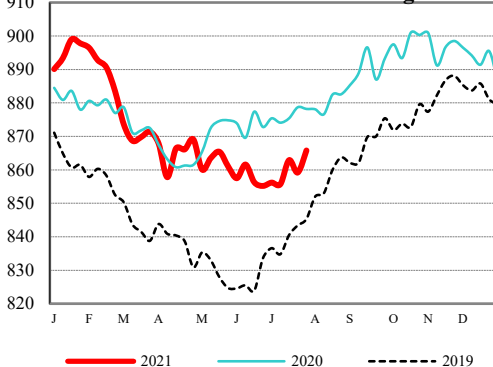
[CME FEEDER CATTLE](#)

	High	Low	Change	Settle
AUG	161.03	159.70	(0.53)	160.18
SEP	164.48	163.15	(0.55)	163.45
OCT	166.33	165.18	(0.38)	165.58

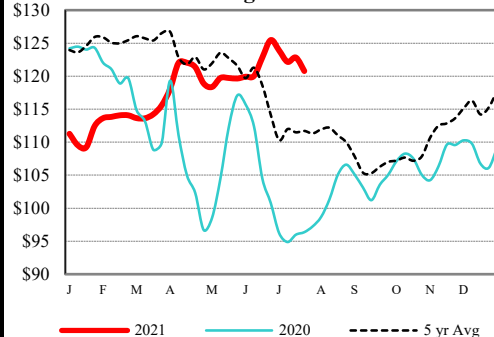
Weekly Choice Cutout



LMR Steer/Heifer Dressed Weights



5 Area Weekly Wtd Avg Steer Price



Weekly Ch/Se Spread

