

[AMS 2453/LM_XB403](#)

DAILY ESTIMATED CUTOUT VALUES

	Choice 600-900#	Select 600-900#	Choice/Select Spread
Current Cutout Values:	314.47	279.75	34.72
Change from prior day:	(-3.53)	(-0.52)	
Primal Rib	607.76	458.89	
Primal Chuck	250.58	239.92	
Primal Round	236.24	234.36	
Primal Loin	381.23	329.04	
Primal Brisket	307.92	247.19	
Primal Short Plate	235.31	235.31	
Primal Flank	156.45	154.12	

Load Count:	
Total	155
Choice	95
Select	30
Trimming	8
Grinds	22

Fresh 50% Trimmings 8 Loads @ 140.22

[AMS 2829/NW_LS441](#)

USDA BY-PRODUCT DROP VALUE (STEER) - DAILY

15.27 Change: unchanged

[AMS 2466/LM_CT100](#)

5 AREA WEEKLY ACCUMULATED WEIGHTED AVG CATTLE PRICE

As of 10:00 am	Head Count	Avg Weight	Avg Price
Live Steer	14,311	1,473	123.90
Live Heifer	7,603	1,328	124.20
Dressed Steer	13,093	960	198.67
Dressed Heifer	4,442	841	198.94

[AMS 3208/SJ_LS710](#)

DAILY CATTLE SLAUGHTER

		Saturday
Today	118,000	67,000
Week Ago	121,000	91,000
Year Ago (act)	112,000	57,000
Week to Date	593,000	660,000
Same Period Last Week	486,000	577,000
Same Period Last Year	592,000	648,000
Previous Day	Steer and Heifer Cow and Bull	93,000 27,000

[AMS 3209/SJ_LS712](#)

BEEF PRODUCTION

	9/18/2021 (Estimate)	Last Week (Estimate)	Last Year (Actual)
Slaughter	660,000	577,000	581,000
Live Weights	1359	1357	1383
Dressed Weights	823	822	840
Beef Production (millions of pounds)	542.2	473.2	543.3

[AMS 2825/NW_LS410](#)

USDA BEEF CARCASS PRICE EQUIVALENT INDEX VALUE

	Choice 600-900#	Select 600-900#	Dressing percent:	
			Steer	Heifer
Change	\$243.20 (-1.40)	\$211.63 (-2.31)	63.19	63.21

[AMS 2455/LM_XB405](#)

USDA NATIONAL CUTTER COW CARCASS CUTOUT

235.23 0.13 90% lean: 279.53

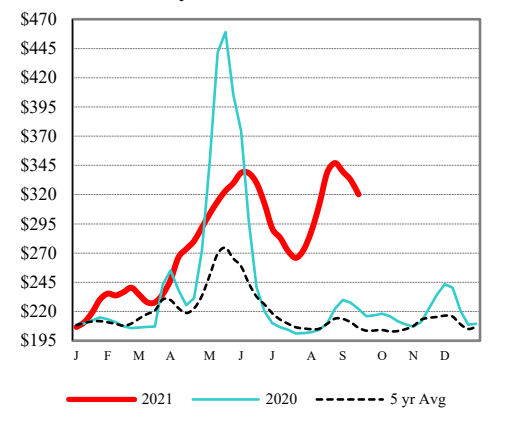
[CME LIVE CATTLE](#)

	High	Low	Change	Settle
OCT	123.50	122.53	(0.80)	122.80
DEC	128.40	127.18	(1.05)	127.53
FEB	132.48	131.28	(1.10)	131.55

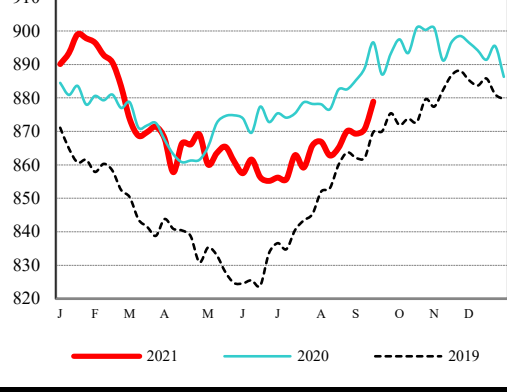
[CME FEEDER CATTLE](#)

	High	Low	Change	Settle
SEP	155.63	154.48	(1.00)	154.88
OCT	157.40	155.93	(0.73)	156.38
NOV	157.30	155.63	(1.20)	156.10

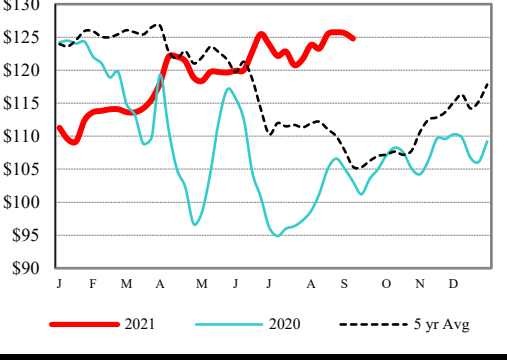
Weekly Choice Cutout



LMR Steer/Heifer Dressed Weights



5 Area Weekly Wtd Avg Steer Price



Weekly Ch/Se Spread

