

[AMS 2453/LM XB403](#)

DAILY ESTIMATED CUTOUT VALUES

	Choice 600-900#	Select 600-900#	Choice/Select Spread
Current Cutout Values:	210.03	193.52	16.51
Change from prior day:	(-0.45)	(-2.98)	
			Load Count:
Primal Rib	387.34	330.74	Total 127
Primal Chuck	171.61	165.30	Choice 68
Primal Round	165.72	165.91	Select 38
Primal Loin	273.17	236.61	Trimming 11
Primal Brisket	154.35	146.12	Grinds 10
Primal Short Plate	126.97	126.97	
Primal Flank	99.34	97.55	

Fresh 50% Trimmings 15 Loads @ 47.86

[AMS 2829/NW LS441](#)

USDA BY-PRODUCT DROP VALUE (STEER) - DAILY

8.28 Change: (-0.11)

[AMS 2466/LM CT100](#)

5 AREA WEEKLY ACCUMULATED WEIGHTED AVG CATTLE PRICE

As of 10:00 am	Head Count	Avg Weight	Avg Price
Live Steer	30,385	1,472	107.61
Live Heifer	13,166	1,305	107.85
Dressed Steer	19,511	984	168.40
Dressed Heifer	3,606	855	168.56

[AMS 3208/SJ LS710](#)

DAILY CATTLE SLAUGHTER

		Saturday
Today	116,000	62,000
Week Ago	112,000	53,000
Year Ago (act)	108,000	72,000
Week to Date	592,000	564,000
Same Period Last Week	584,000	637,000
Same Period Last Year	570,000	643,000
Previous Day	Steer and Heifer 95,000 Cow and Bull 25,000	

[AMS 3209/SJ LS712](#)

BEEF PRODUCTION

	10/17/2020 (Estimate)	Last Week (Estimate)	Last Year (Actual)
Slaughter	654,000	637,000	643,000
Live Weights	1386	1383	1363
Dressed Weights	843	843	822
Beef Production (millions of pounds)	549.7	535.3	527.4

[AMS 2825/NW LS410](#)

USDA BEEF CARCASS PRICE EQUIVALENT INDEX VALUE

	Choice 600-900#	Select 600-900#	Dressing percent:	
			Steer	Heifer
Change	\$179.78 (-0.29)	\$165.77 (-1.56)	63.98	64.01

[AMS 2455/LM XB405](#)

USDA NATIONAL CUTTER COW CARCASS CUTOUT

167.57 2.40 90% lean: 202.58

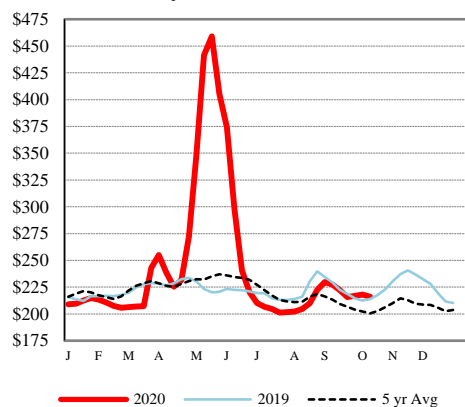
[CME LIVE CATTLE](#)

	High	Low	Change	Settle
OCT	107.80	106.85	(-0.63)	107.15
DEC	109.55	108.13	(-0.93)	108.63
FEB	112.43	111.10	(-0.95)	111.48

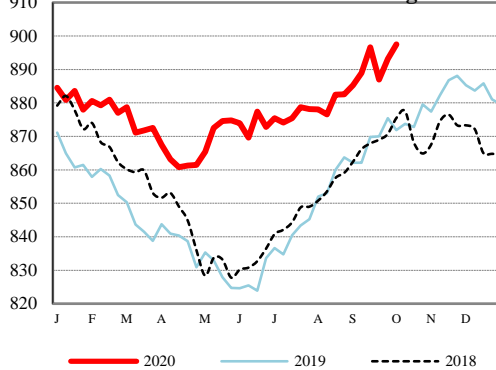
[CME FEEDER CATTLE](#)

	High	Low	Change	Settle
OCT	138.95	137.60	(-0.83)	138.10
NOV	136.35	134.20	(-1.45)	135.03
JAN	132.08	128.35	(-2.78)	129.33

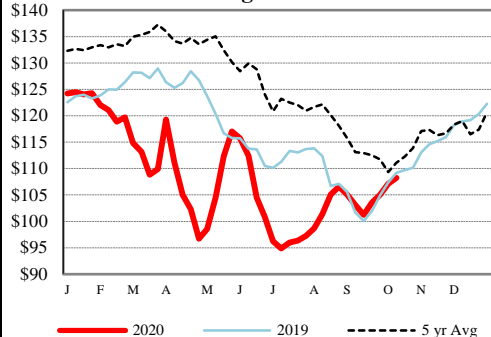
Weekly Choice Cutout



LMR Steer/Heifer Dressed Weights



5 Area Weekly Wtd Avg Steer Price



Weekly Ch/Se Spread

