

[AMS 2453/LM_XB403](#)

DAILY ESTIMATED CUTOUT VALUES

	Choice 600-900#	Select 600-900#	Choice/Select Spread
Current Cutout Values:	217.72	206.42	11.30
Change from prior day:	(-1.62)	(-0.56)	
Primal Rib	373.23	344.70	
Primal Chuck	176.83	172.53	
Primal Round	170.07	170.02	
Primal Loin	299.94	269.56	
Primal Brisket	158.86	153.50	
Primal Short Plate	138.90	138.90	
Primal Flank	99.61	98.71	
			Load Count:
			Total 148
			Choice 85
			Select 17
			Trimming 11
			Grinds 34

Fresh 50% Trimmings 15 Loads @ 50.74

[AMS 2829/NW_LS441](#)

USDA BY-PRODUCT DROP VALUE (STEER) - DAILY

8.12 Change: unchanged

[AMS 2466/LM_CT100](#)

5 AREA WEEKLY ACCUMULATED WEIGHTED AVG CATTLE PRICE

As of 10:00 am	Head Count	Avg Weight	Avg Price
Live Steer	39,063	1,468	105.05
Live Heifer	18,318	1,306	104.91
Dressed Steer	15,356	963	164.89
Dressed Heifer	6,733	848	164.71

[AMS 3208/SJ_LS710](#)

ESTIMATED DAILY CATTLE SLAUGHTER

Today (est)	118,000		
Week Ago (est)	120,000		
Year Ago (act)	116,000		
Week to Date			
Same Period Last Week			
Same Period Last Year			
Previous Day Estimated			
	Steer and Heifer	Friday	Saturday
	Cow and Bull	87,000	50,000
		25,000	7,000

[AMS 3209/SJ_LS712](#)

BEEF PRODUCTION

	9/26/2020 (Estimate)	Last Week (Estimate)	Last Year (Actual)
Slaughter	651,000	645,000	650,000
Live Weights	1376	1372	1358
Dressed Weights	842	839	826
Beef Production (millions of pounds)	546.6	540.1	535.9

[AMS 2825/NW_LS410](#)

USDA BEEF CARCASS PRICE EQUIVALENT INDEX VALUE

	Choice 600-900#	Select 600-900#	Dressing percent:	
			Steer	Heifer
Change	\$181.21 (-0.85)	\$170.15 0.10	64.29	64.29

[AMS 2455/LM_XB405](#)

USDA NATIONAL CUTTER COW CARCASS CUTOUT

173.83 (-5.00) 90% lean: 211.57

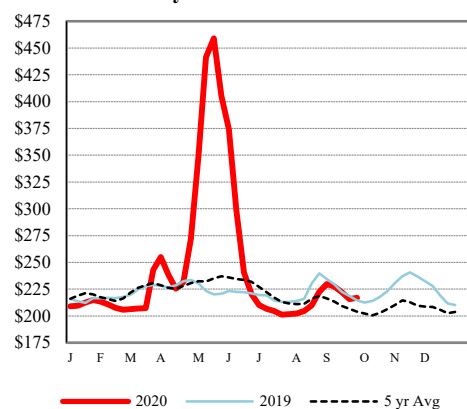
[CME LIVE CATTLE](#)

	High	Low	Change	Settle
OCT	108.20	106.80	0.38	107.95
DEC	111.93	110.50	0.25	111.65
FEB	115.18	113.63	0.43	115.03

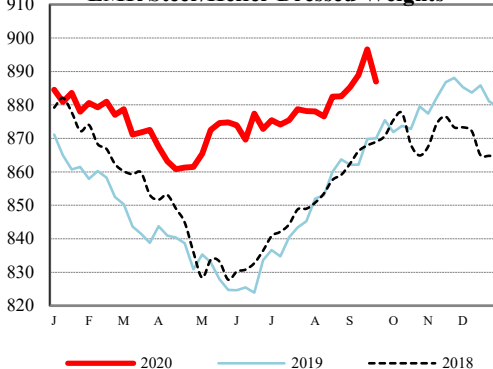
[CME FEEDER CATTLE](#)

	High	Low	Change	Settle
OCT	141.05	139.23	0.60	140.93
NOV	141.20	139.05	0.95	141.10
JAN	139.35	137.80	0.33	139.15

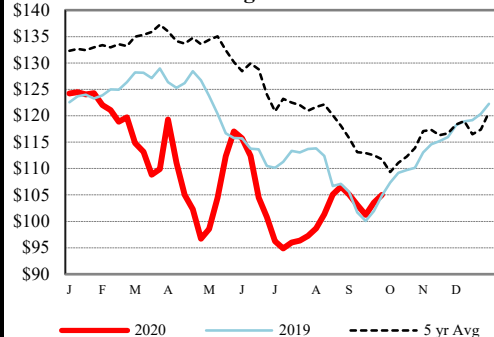
Weekly Choice Cutout



LMR Steer/Heifer Dressed Weights



5 Area Weekly Wtd Avg Steer Price



Weekly Ch/Se Spread

