

[AMS 2453/LM\\_XB403](#)

**DAILY ESTIMATED CUTOUT VALUES**

	Choice 600-900#	Select 600-900#	Choice/Select Spread
Current Cutout Values:	215.64	203.94	11.70
Change from prior day:	0.59	0.55	
Primal Rib	356.62	331.74	
Primal Chuck	172.87	165.92	
Primal Round	168.84	169.19	
Primal Loin	305.88	271.40	
Primal Brisket	157.83	161.33	
Primal Short Plate	137.58	137.58	
Primal Flank	103.99	112.29	

Load Count:	
Total	147
Choice	84
Select	21
Trimming	28
Grinds	13

Fresh 50% Trimmings 31 Loads @ 45.57

[AMS 2829/NW\\_LS441](#)

**USDA BY-PRODUCT DROP VALUE (STEER) - DAILY**

8.03	Change:	0.13
------	---------	------

[AMS 2466/LM\\_CT100](#)

**5 AREA WEEKLY ACCUMULATED WEIGHTED AVG CATTLE PRICE**

As of 10:00 am	Head Count	Avg Weight	Avg Price
Live Steer	32,055	1,474	103.54
Live Heifer	14,703	1,293	103.32
Dressed Steer	10,364	964	162.93
Dressed Heifer	3,315	847	162.38

[AMS 3208/SJ\\_LS710](#)

**ESTIMATED DAILY CATTLE SLAUGHTER**

	Steer and Heifer Cow and Bull	Saturday
Today (est)	111,000	55,000
Week Ago (est)	119,000	95,000
Year Ago (act)	116,000	73,000
Week to Date	590,000	645,000
Same Period Last Week	479,000	574,000
Same Period Last Year	587,000	661,000
Previous Day Estimated	95,000	24,000

[AMS 3209/SJ\\_LS712](#)

**BEEF PRODUCTION**

	9/18/2020 (Estimate)	Last Week (Estimate)	Last Year (Actual)
Slaughter	645,000	574,000	661,000
Live Weights	1372	1370	1359
Dressed Weights	839	838	825
Beef Production (millions of pounds)	540.1	479.7	543.9

[AMS 2825/NW\\_LS410](#)

**USDA BEEF CARCASS PRICE EQUIVALENT INDEX VALUE**

	Choice 600-900#	Select 600-900#	Dressing percent:	
			Steer	Heifer
Change	0.55	0.53	63.65	63.57

[AMS 2455/LM\\_XB405](#)

**USDA NATIONAL CUTTER COW CARCASS CUTOUT**

178.10	(-0.97)	90% lean:	216.88
--------	---------	-----------	--------

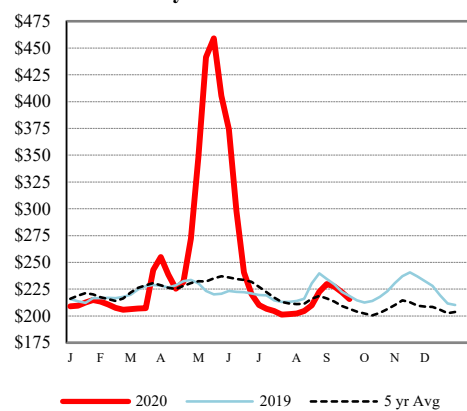
[CME LIVE CATTLE](#)

	High	Low	Change	Settle
OCT	107.98	106.60	0.58	107.35
DEC	112.53	111.03	0.53	111.85
FEB	116.63	115.55	0.33	116.08

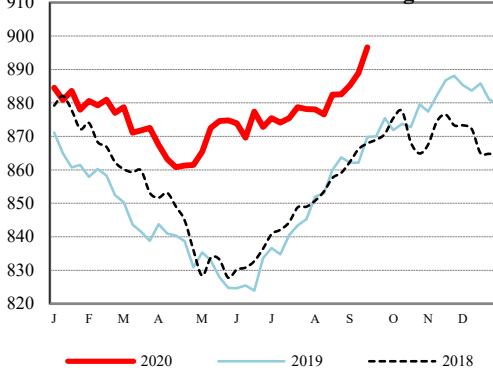
[CME FEEDER CATTLE](#)

	High	Low	Change	Settle
SEP	141.75	140.30	0.95	140.88
OCT	143.15	141.38	0.98	142.43
NOV	143.55	142.00	0.33	142.53

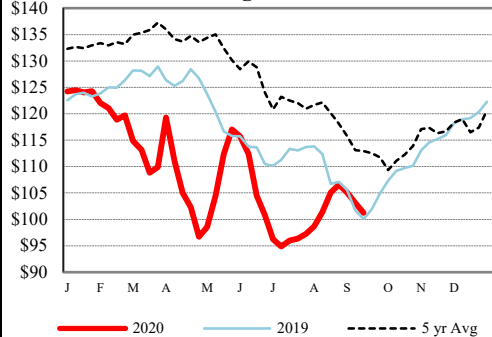
**Weekly Choice Cutout**



**LMR Steer/Heifer Dressed Weights**



**5 Area Weekly Wtd Avg Steer Price**



**Weekly Ch/Se Spread**

