

[AMS 2453/LM_XB403](#)

DAILY ESTIMATED CUTOUT VALUES

	Choice 600-900#	Select 600-900#	Choice/Select Spread
Current Cutout Values:	215.05	203.39	11.66
Change from prior day:	(-0.33)	(-1.12)	
Primal Rib	353.56	329.91	
Primal Chuck	171.36	166.13	
Primal Round	169.26	169.77	
Primal Loin	306.13	270.60	
Primal Brisket	157.14	152.64	
Primal Short Plate	138.79	138.79	
Primal Flank	104.27	111.48	
			Load Count:
			Total 217
			Choice 144
			Select 31
			Trimming 7
			Grinds 34

Fresh 50% Trimmings 12 Loads @ 44.76

[AMS 2829/NW_LS441](#)

USDA BY-PRODUCT DROP VALUE (STEER) - DAILY

7.90 Change: (-0.01)

[AMS 2466/LM_CT100](#)

5 AREA WEEKLY ACCUMULATED WEIGHTED AVG CATTLE PRICE

As of 10:00 am	Head Count	Avg Weight	Avg Price
Live Steer	16,166	1,456	103.12
Live Heifer	10,090	1,275	103.17
Dressed Steer	2,459	985	161.88
Dressed Heifer	1,485	850	161.83

[AMS 3208/SJ_LS710](#)

ESTIMATED DAILY CATTLE SLAUGHTER

Today (est)	119,000
Week Ago (est)	119,000
Year Ago (act)	115,000
Week to Date	479,000
Same Period Last Week	360,000
Same Period Last Year	471,000
Previous Day Estimated	Steer and Heifer 95,000 Cow and Bull 25,000

[AMS 3209/SJ_LS712](#)

BEEF PRODUCTION

	9/11/2020 (Estimate)	Last Week (Estimate)	Last Year (Actual)
Slaughter	574,000	633,000	636,000
Live Weights	1370	1365	1352
Dressed Weights	838	835	819
Beef Production (millions of pounds)	479.7	527.3	519.8

[AMS 2825/NW_LS410](#)

USDA BEEF CARCASS PRICE EQUIVALENT INDEX VALUE

	Choice 600-900#	Select 600-900#	Dressing percent:	
			Steer	Heifer
Change	1.26	0.87	63.61	63.50

[AMS 2455/LM_XB405](#)

USDA NATIONAL CUTTER COW CARCASS CUTOUT

179.06 0.90 90% lean: 219.19

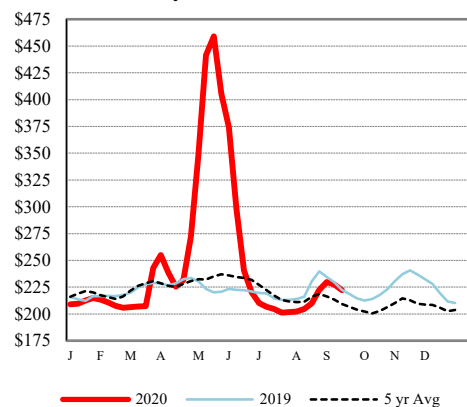
[CME LIVE CATTLE](#)

	High	Low	Change	Settle
OCT	106.95	105.93	0.05	106.78
DEC	111.85	110.88	(-0.63)	111.33
FEB	116.13	115.33	(-0.50)	115.75

[CME FEEDER CATTLE](#)

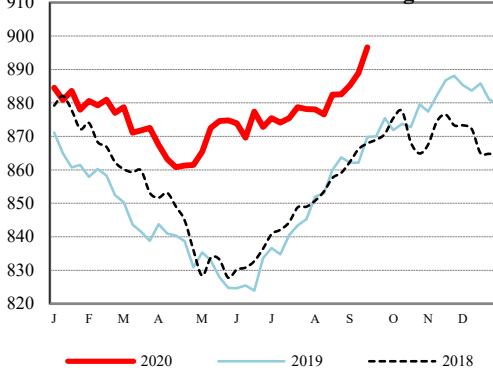
	High	Low	Change	Settle
SEP	140.85	139.40	(-0.58)	139.93
OCT	142.53	140.58	(-0.98)	141.45
NOV	143.80	141.40	(-1.33)	142.20

Weekly Choice Cutout



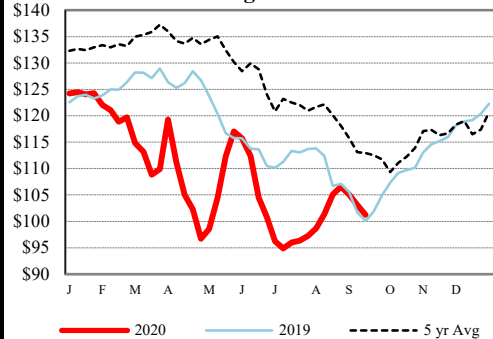
— 2020 — 2019 - - - 5 yr Avg

LMR Steer/Heifer Dressed Weights



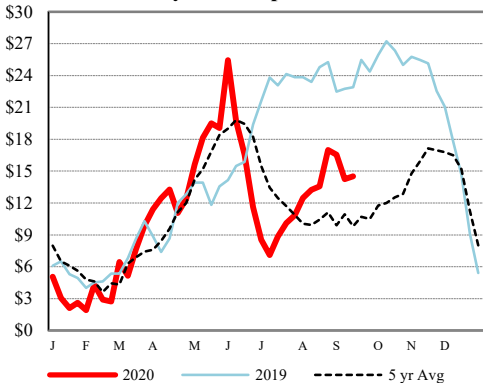
— 2020 — 2019 - - - 2018

5 Area Weekly Wtd Avg Steer Price



— 2020 — 2019 - - - 5 yr Avg

Weekly Ch/Se Spread



— 2020 — 2019 - - - 5 yr Avg