

AMS 2453/LM XB403

DAILY ESTIMATED CUTOUT VALUES

	Choice	Select		
	600-900#	600-900#	Choice/Select Spread	
Current Cutout Values:	372.85	357.91	14.94	
Change from prior day:	(-4.87)	(-4.67)		
Primal Rib	506.19	456.19		
Primal Chuck	302.71	307.94	Load Count:	
Primal Round	322.43	318.35	Total	154
Primal Loin	503.18	459.77	Choice	117
Primal Brisket	333.06	318.98	Select	27
Primal Short Plate	308.94	308.94	Trimmings	0
Primal Flank	242.35	243.79	Grinds	10

Fresh 50% Trimmings 0 Loads @ 0.00

AMS 2829/NW LS441

USDA BY-PRODUCT DROP VALUE (STEER) - DAILY

11.68 Change: UNCH

AMS 2466/LM CT100

5 AREA WEEKLY ACCUMULATED WEIGHTED AVG CATTLE PRICE

As of 10:00 am	Head Count	Avg Weight	Avg Price
Live Steer	665	1,339	230.79
Live Heifer	120	1,322	231.13
Dressed Steer	87	918	376.20
Dressed Heifer			

AMS 3208/SJ LS710

DAILY CATTLE SLAUGHTER

Today	117,000
Week Ago	117,000
Year Ago (act)	122,463
Week to Date	347,000
Same Period Last Week	349,000
Same Period Last Year	362,553
Previous Day	Steer and Heifer 97,000
	Cow and Bull 21,000

AMS 3209/SJ LS712

BEEF PRODUCTION	7/12/2025	Last Week	
	(Estimate)	(Estimate)	(Actual)
Slaughter	568,000	474,000	605,000
Live Weights	1,411	1,412	1,382
Dressed Weights	866	865	842
Beef Production (millions of pounds)	491	409	508

AMS 2825/NW LS410

USDA BEEF CARCASS PRICE EQUIVALENT INDEX VALUE

	Choice	Select	Dressing percent:	
	600-900#	600-900#	Steer	Heifer
	\$360.90	\$345.31	63.42	63.30
Change	(-2.31)	(-2.22)		

AMS 2455/LM XB405

USDA NATIONAL CUTTER COW CARCASS CUTOUT

326.08 (-0.31) 90% lean: 419.00

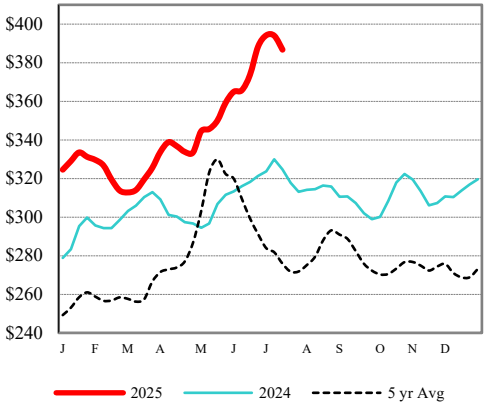
CME LIVE CATTLE

	High	Low	Change	Settle
APR	N/A			
JUN	N/A			
AUG	N/A			

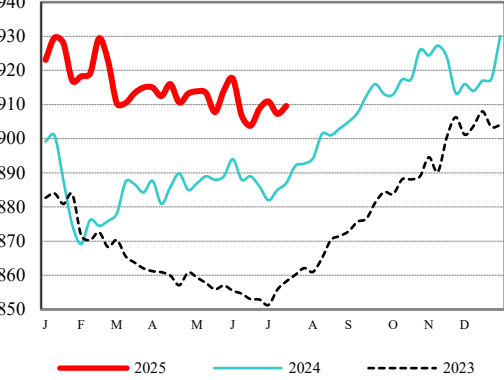
CME FEEDER CATTLE

	High	Low	Change	Settle
APR	N/A			
MAY	N/A			
AUG	N/A			

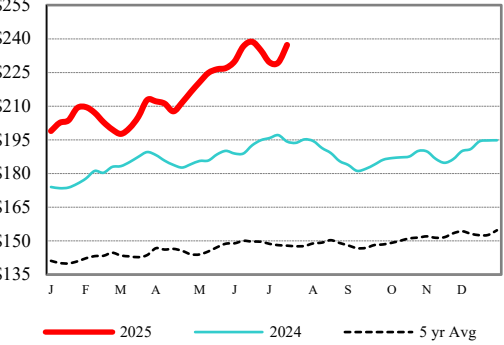
Weekly Choice Cutout



LMR Steer/Heifer Dressed Weights



5 Area Weekly Wtd Avg Steer Price



Weekly Ch/Se Spread

